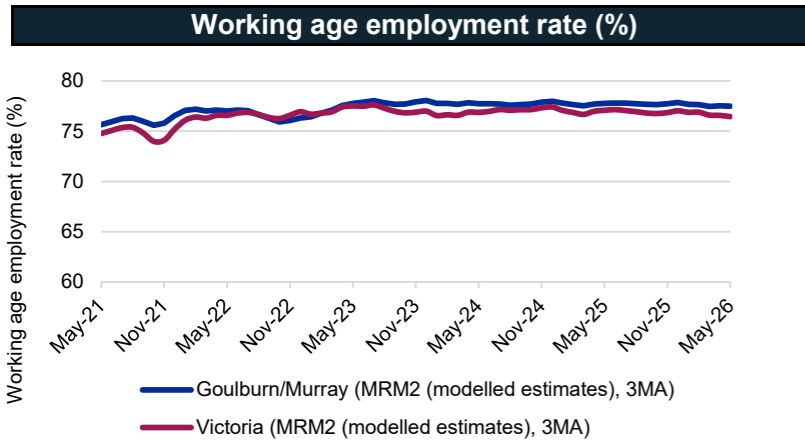


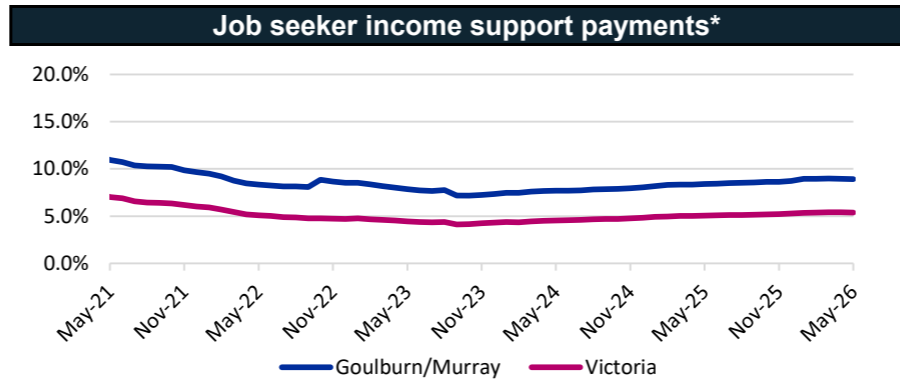
Labour market summary table											
	Working age employment rate*		Unemployment			Unemployment rate		Working age participation rate*		Youth unemployment rate*	
	May-26 (%)	May-25 (%)	May-26 ('000)	May-25 ('000)	Change (%)	May-26 (%)	May-25 (%)	May-26 (%)	May-25 (%)	May-26 (%)	May-25 (%)
Goulburn/Murray	77.5	77.8	6.1	5.7	8.1	3.6	3.4	80.6	80.6	8.0	7.7
Victoria	76.5	77.1	195.4	172.6	13.2	4.9	4.4	80.6	80.7	11.5	10.9
Australia	77.0	77.2	671.3	621.0	8.1	4.4	4.1	80.6	80.6	10.4	9.5

Source: ABS, Labour Force Survey, seasonally adjusted and trend data & MLF1 (modelled estimates), 3MA (month average) of estimates, May 2026, with the exception of youth unemployment rate which uses MLF1 12MA and seasonally adjusted data.

This **Labour Market Dashboard** provides key indicators for the labour market by Employment Region and is updated monthly.



Source: ABS, Labour Force Survey, MLF1 (modelled estimates), 3MA, May 2026



### Change in job seeker income support payments

	Goulburn/Murray	Victoria
Payments - May 2025	15,990	234,735
Payments - May 2026	16,870	253,245
Change from May 2025 to May 2026	↑ 880	↑ 18,510
	↑ 5.5%	↑ 7.9%

### % of 15-64 year olds\*\* on job seeker income support payments

	total persons on job seeker income support	% of 15-64 year olds on job seeker income support
Goulburn/Murray	16,870	8.9%
Victoria	253,245	5.4%
Australia	1,029,535	5.7%

Source: Department of Social Services, JobSeeker and Youth Allowance (other) payment recipients, May 2026; ABS, Labour Force Survey, MLF1, 3MA, May 2026

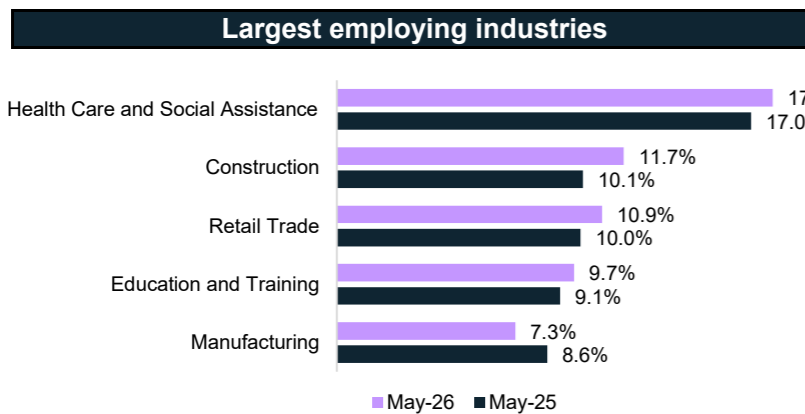
### LGAs with highest unemployment rates (%)

Local Government Area (LGA)	Mar-26	Mar-25
Mitchell	5.8	4.5
Albury	5.6	4.3
Benalla	5.4	5.3
Wodonga	5.3	5.0
Murrindindi	4.9	4.2

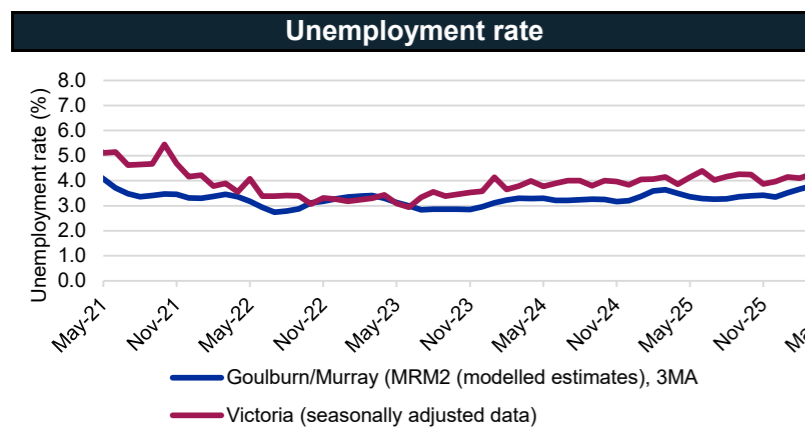
For more insights, access SALM data via dewr.gov.au. Source: Department of Employment and Workplace Relations, Small Area Labour Markets, smoothed data, March-26 quarter



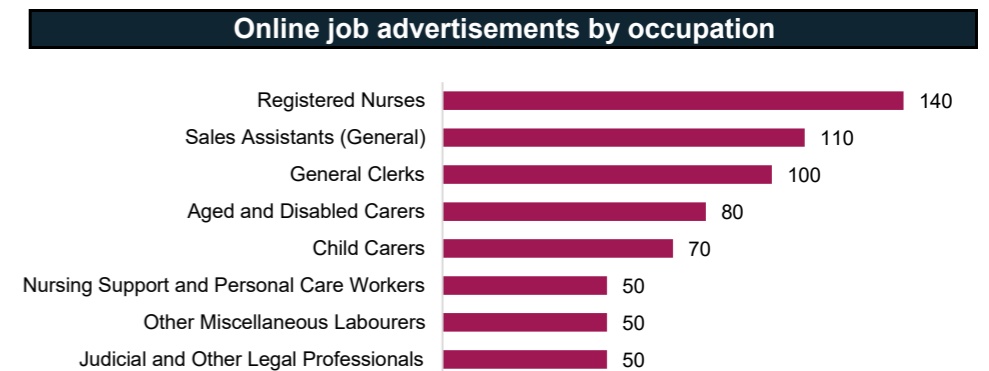
Source: Jobs and Skills Australia, Internet Vacancy Index, seasonally adjusted data, May 2026



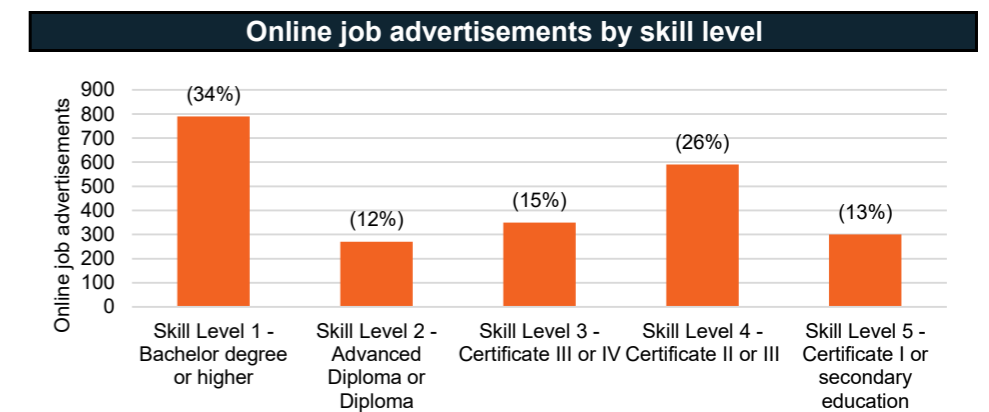
Source: ABS, Labour Force Survey, Detailed, four quarter averages, May-26 quarter<sup>#</sup>



Source: ABS, Labour Force Survey, seasonally adjusted and trend data & MLF1 (3MA), May 2026



Source: Jobs and Skills Australia, Internet Vacancy Index, 3MA of original data, May 2026



Source: Jobs and Skills Australia, Internet Vacancy Index, seasonally adjusted data, May 2026

Note: Data are not readily available by Employment Region. ABS modelled estimates are based on the Hume; and Shepparton SA4. The Internet Vacancy Index (IVI) and income support data are apportioned to Employment Regions using an SA2 based concordance. \*Job seeker payments include those who are in receipt of either JobSeeker (aged 22 and over but under the Age Pension qualifying age) or Youth Allowance (other) payments (those aged 16 to 21). The reporting population for income support payments has changed to include those who are suspended from payment, and those who are current but on zero rate of payment for JobSeeker payments and those who are suspended from payment for Youth Allowance. Data are published on data.gov.au.

#Given the volatility of the underlying data, industry employment proportions should be treated with a high degree of caution, particularly change over the year figures.