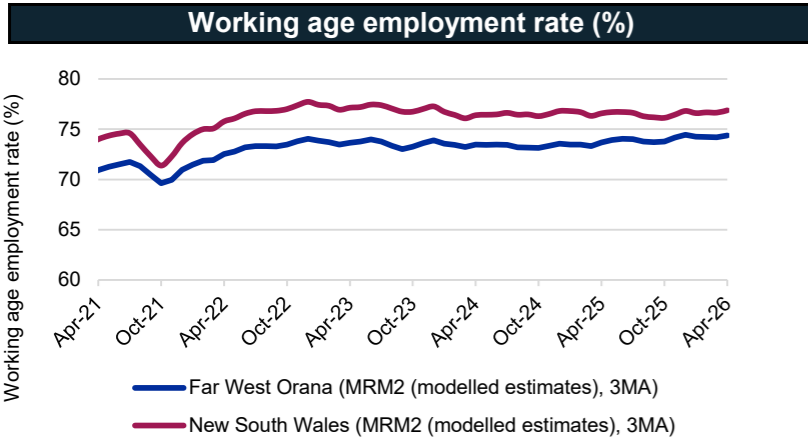


Refer to source notes for data reference periods

This **Labour Market Dashboard** provides key indicators for the labour market by Employment Region and is updated monthly.

Labour market summary table											
	Working age employment rate*		Unemployment			Unemployment rate		Working age participation rate*		Youth unemployment rate*	
	Apr-26 (%)	Apr-25 (%)	Apr-26 ('000)	Apr-25 ('000)	Change (%)	Apr-26 (%)	Apr-25 (%)	Apr-26 (%)	Apr-25 (%)	Apr-26 (%)	Apr-25 (%)
Far West Orana	74.4	73.7	2.5	2.3	6.9	4.2	3.9	77.9	76.9	10.2	9.9
New South Wales	76.9	76.6	211.5	179.2	18.0	4.5	3.8	80.6	80.0	9.9	9.0
Australia	76.9	77.4	692.5	616.7	12.3	4.5	4.1	80.7	80.7	11.1	8.7

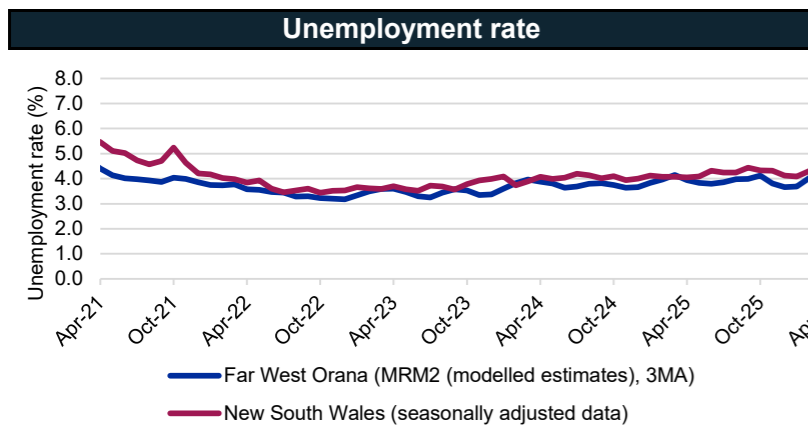
Source: ABS, Labour Force Survey, seasonally adjusted and trend data & MLF1 (modelled estimates), 3MA (month average) of estimates, April 2026, with the exception of youth unemployment rate which uses MLF1 12MA and seasonally adjusted data.



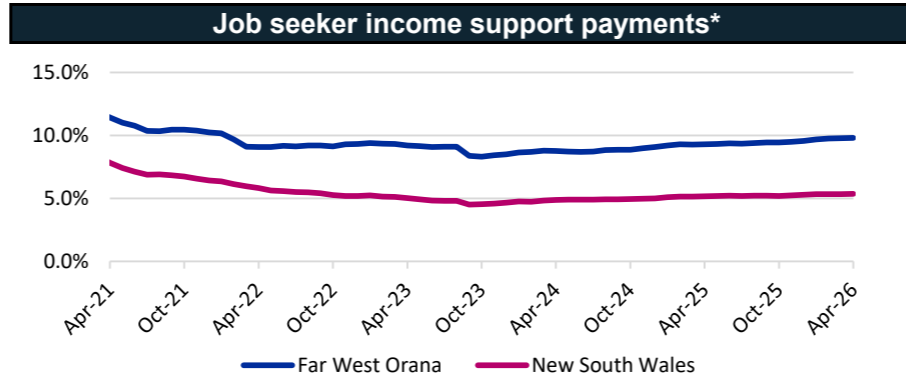
Source: ABS, Labour Force Survey, MLF1 (modelled estimates), 3MA, April 2026



Source: ABS, Labour Force Survey, Detailed, four quarter averages, February-26 quarter#



Source: ABS, Labour Force Survey, seasonally adjusted and trend data & MLF1 (3MA), April 2026



Change in job seeker income support payments

	Far West Orana	New South Wales
Payments - April 2025	6,419	278,255
Payments - April 2026	6,653	291,515
Change from April 2025 to April 2026	↑ 235	↑ 13,260
	↑ 3.7%	↑ 4.8%

% of 15-64 year olds** on job seeker income support payments

	total persons on job seeker income support	% of 15-64 year olds on job seeker income support
Far West Orana	6,653	9.8%
New South Wales	291,515	5.4%
Australia	1,029,535	5.7%

Source: Department of Social Services, JobSeeker and Youth Allowance (other) payment recipients, April 2026; ABS, Labour Force Survey, MLF1, 3MA, April 2026

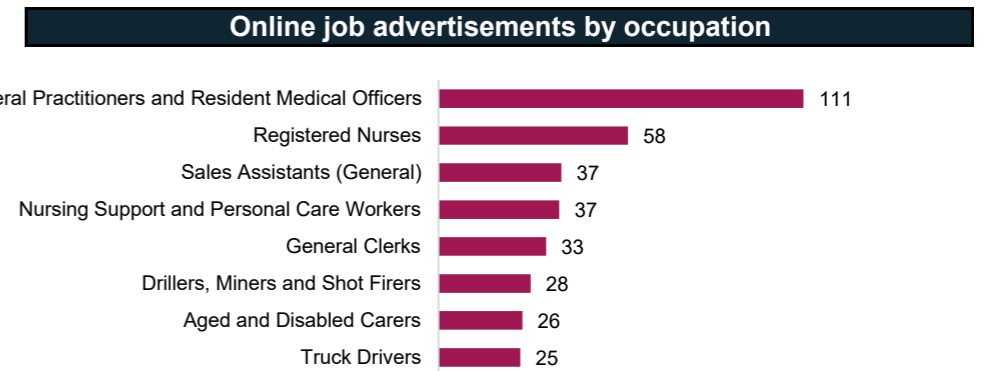
LGAs with highest unemployment rates (%)

Local Government Area (LGA)	Dec-25	Dec-24
Walgett	8.0	9.3
Coonamble	4.9	5.0
Broken Hill	3.6	4.3
Warrumbungle	3.4	3.4
Warren	3.2	3.5

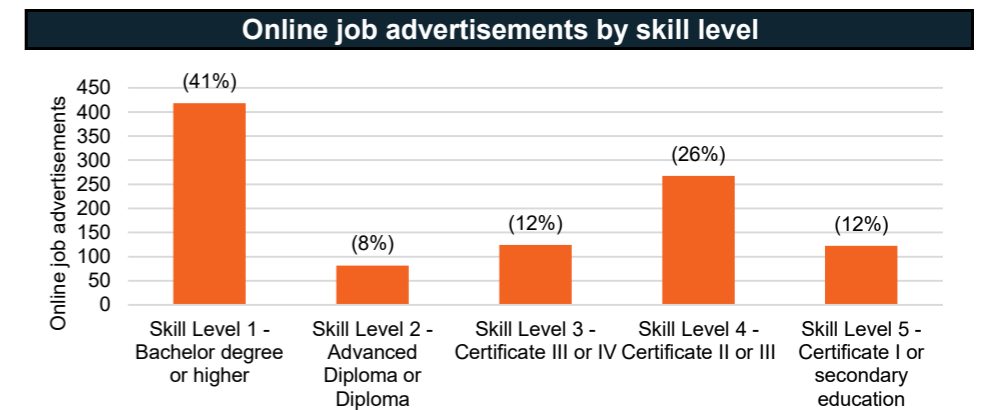
For more insights, access SALM data via dewr.gov.au. Source: Department of Employment and Workplace Relations, Small Area Labour Markets, smoothed data, December-25 quarter



Source: Jobs and Skills Australia, Internet Vacancy Index, seasonally adjusted data, April 2026



Source: Jobs and Skills Australia, Internet Vacancy Index, 3MA of original data, April 2026



Source: Jobs and Skills Australia, Internet Vacancy Index, seasonally adjusted data, April 2026

Note: Data are not readily available by Employment Region. ABS modelled estimates are based on the Far West and Orana SA4. The Internet Vacancy Index (IVI) and income support data are apportioned to Employment Regions using an SA2 based concordance. *Job seeker payments include those who are in receipt of either JobSeeker (aged 22 and over but under the Age Pension qualifying age) or Youth Allowance (other) payments (those aged 16 to 21). The reporting population for income support payments has changed to include those who are suspended from payment, and those who are current but on zero rate of payment for JobSeeker payments and those who are suspended from payment for Youth Allowance. Note that not everyone in receipt of income support is on the caseload. Data are published on data.gov.au.

#Given the volatility of the underlying data, industry employment proportions should be treated with a high degree of caution, particularly change over the year figures.