

Labour Market Dashboard Victoria

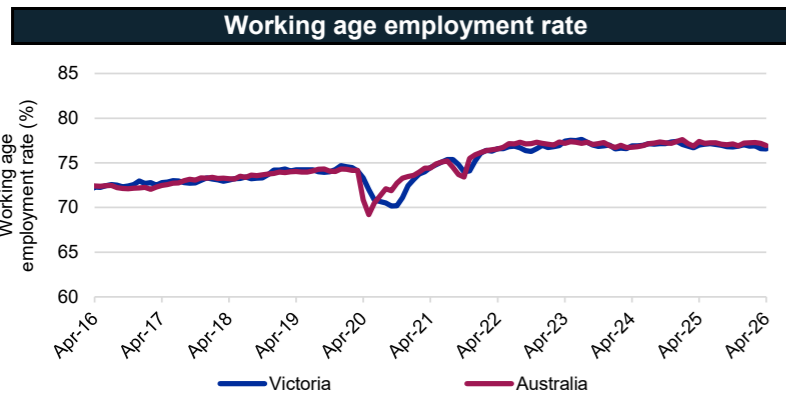
Data current as at 21 May 2026

Refer to source notes for data reference periods

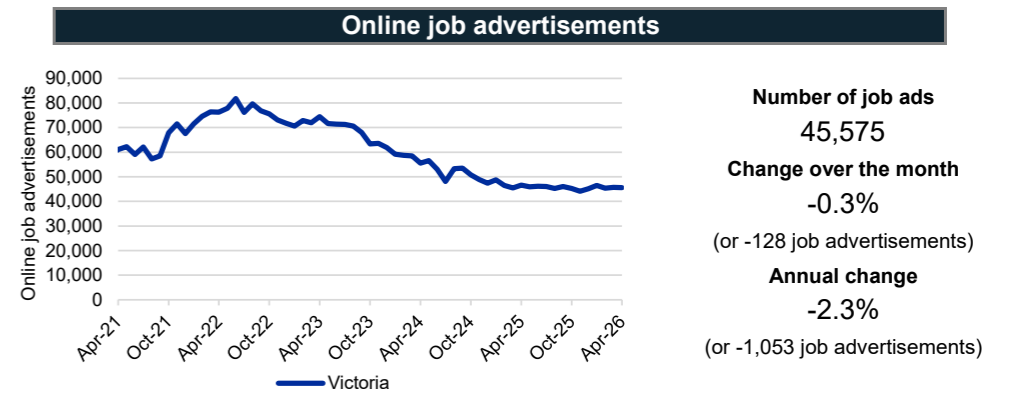
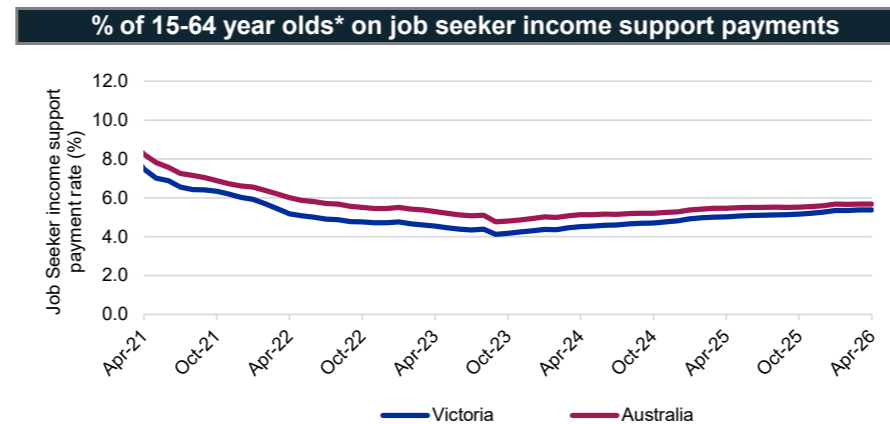
Labour market summary table											
	Working Age Employment Rate		Unemployment			Unemployment rate		Working Age Participation Rate		Youth unemployment rate	
	Apr-26 (%)	Apr-25 (%)	Apr-26 ('000)	Apr-25 ('000)	Change (%)	Apr-26 (%)	Apr-25 (%)	Apr-26 (%)	Apr-25 (%)	Apr-26 (%)	Apr-25 (%)
Victoria	76.6	77.0	191.7	167.2	14.6	4.8	4.2	80.7	80.8	11.3	11.0
Australia	76.9	77.4	692.5	616.7	12.3	4.5	4.1	80.7	80.7	11.1	8.7

Source: ABS, Labour Force Survey, Australia seasonally adjusted and MLF1 (modelled estimates) data 3MA (month average), April-26 with the exception of the youth unemployment rate which are 12MA of MLF1 estimates

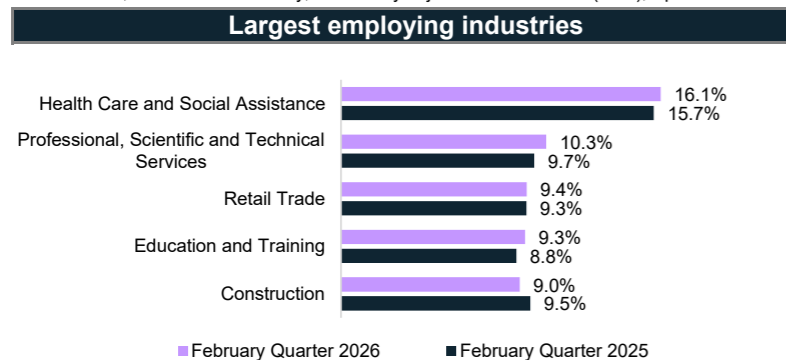
This Labour Market Dashboard provides a summary of the key indicators for the Victorian labour market. Dashboards for Australia and Employment Regions are also available.



Source: ABS, Labour Force Survey, seasonally adjusted & MLF1 data (3MA), April -26



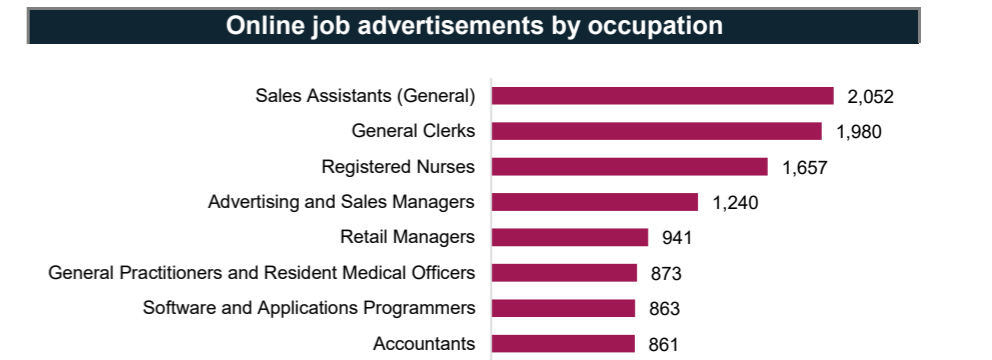
Source: Jobs and Skills Australia, Internet Vacancy Index, seasonally adjusted data, April-26



Source: ABS, Labour Force Survey, Detailed, February-26 quarter

Change in job seeker income support payments

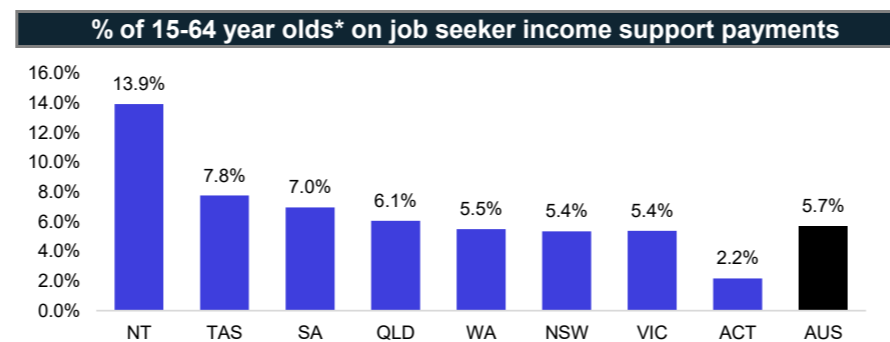
	Victoria	Australia
Payments - April 2025	232,205	976,520
Payments - April 2026	253,245	1,029,535
Change (April 2025 to April 2026)	↑ 21,040	↑ 53,015
Change % (April 2025 to April 2026)	↑ 9.1%	↑ 5.4%



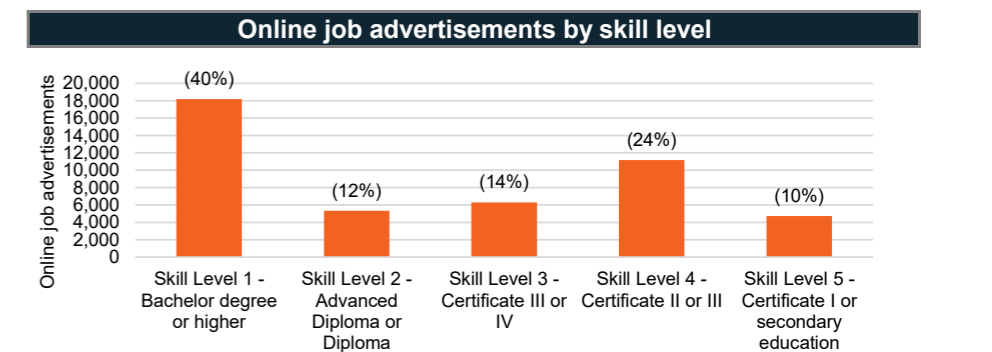
Source: Jobs and Skills Australia, Internet Vacancy Index, seasonally adjusted data, April-26



Source: ABS, Labour Force Survey, seasonally adjusted data, April-26



Source: Department of Social Services, JobSeeker and Youth Allowance (other) payment recipients, data.gov.au, April -26; ABS, Labour Force Survey, MLF1, April -26



Source: Jobs and Skills Australia, Internet Vacancy Index, seasonally adjusted data, April-26

Notes: Data in the labour market summary table are seasonally adjusted data and MLF1 data (3MA) with the exception of the youth unemployment rate which are 12MA of MLF1 estimates *Job seeker payments include those who are in receipt of either JobSeeker (aged 22 and over but under the Age Pension qualifying age) or Youth Allowance (other) payments (those aged 16 to 21). The reporting population for income support payments has changed to include those who are suspended from payment, and those who are current but on zero rate of payment for JobSeeker payments and those who are suspended from payment for Youth Allowance. Note that not everyone in receipt of income support is on the caseload. Data are published on data.gov.au. For further information about the data, refer to the Employment Region Labour Market Dashboards data sources and quality document at jobsandskills.gov.au. For enquiries related to this dashboard, contact RegionalWorkforceAssessment@jobsandskills.gov.au.