

Labour Market Dashboard Northern Territory

Data current as at 21 May 2026

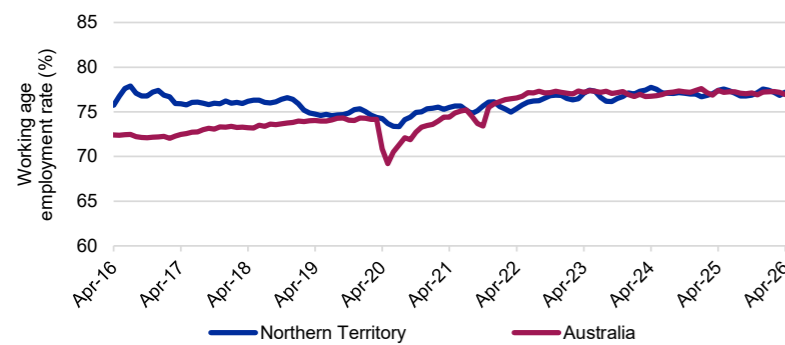
Refer to source notes for data reference periods

Labour market summary table											
	Working Age Employment Rate		Unemployment			Unemployment rate		Working Age Participation Rate		Youth unemployment rate	
	Apr-26 (%)	Apr-25 (%)	Apr-26 ('000)	Apr-25 ('000)	Change (%)	Apr-26 (%)	Apr-25 (%)	Apr-26 (%)	Apr-25 (%)	Apr-26 (%)	Apr-25 (%)
Northern Territory	77.2	77.4	7.4	6.1	20.8	4.8	4.1	81.4	80.8	10.3	10.0
Australia	76.9	77.4	692.5	616.7	12.3	4.5	4.1	80.7	80.7	11.1	8.7

Source: ABS, Labour Force Survey, Australia seasonally adjusted and MLF1 (modelled estimates) data 3MA (month average), April-26 with the exception of the youth unemployment rate which are 12MA of MLF1 estimates

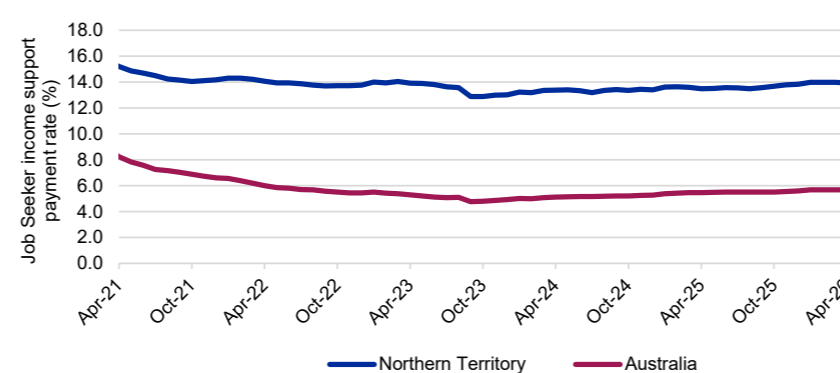
This Labour Market Dashboard provides a summary of the key indicators for the Northern Territory labour market. Dashboards for Australia and Employment Regions are also available.

Working age employment rate

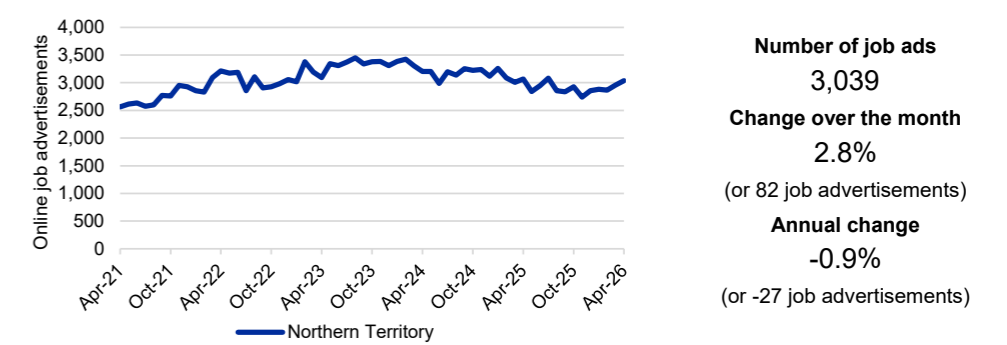


Source: ABS, Labour Force Survey, seasonally adjusted & MLF1 data (3MA), April -26

% of 15-64 year olds* on job seeker income support payments

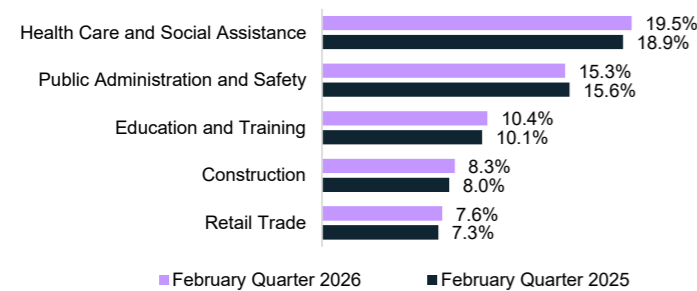


Online job advertisements



Source: Jobs and Skills Australia, Internet Vacancy Index, seasonally adjusted data, April-26

Largest employing industries

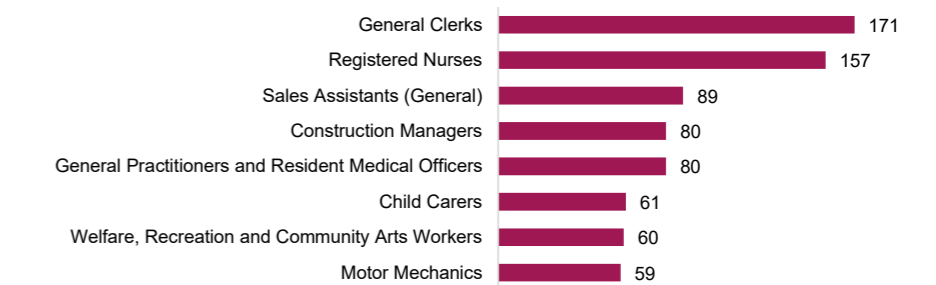


Source: ABS, Labour Force Survey, Detailed, February-26 quarter

Change in job seeker income support payments

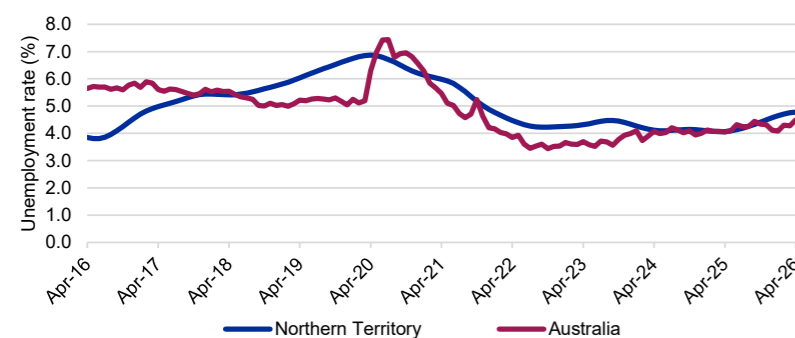
	Northern Territory	Australia
Payments - April 2025	24,040	976,520
Payments - April 2026	25,350	1,029,535
Change (April 2025 to April 2026)	↑ 1,310	↑ 53,015
Change % (April 2025 to April 2026)	↑ 5.4%	↑ 5.4%

Online job advertisements by occupation



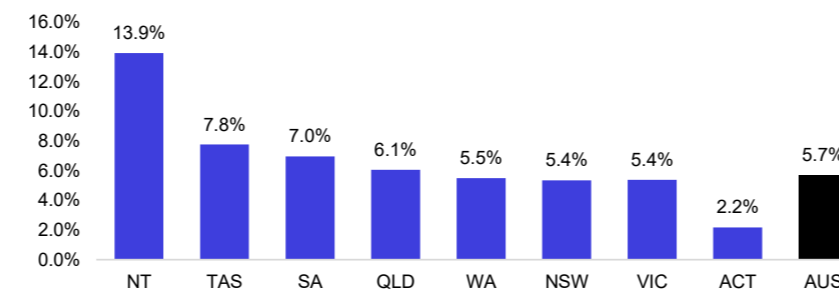
Source: Jobs and Skills Australia, Internet Vacancy Index, seasonally adjusted data, April-26

Unemployment rate



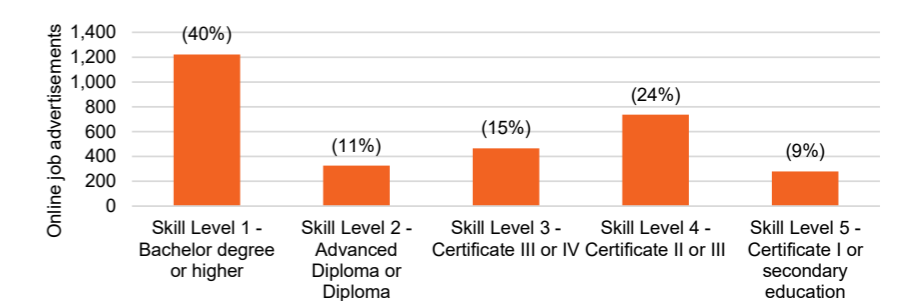
Source: ABS, Labour Force Survey, seasonally adjusted data, April-26

% of 15-64 year olds* on job seeker income support payments



Source: Department of Social Services, JobSeeker and Youth Allowance (other) payment recipients, data.gov.au, April -26; ABS, Labour Force Survey, MLF1, April -26

Online job advertisements by skill level



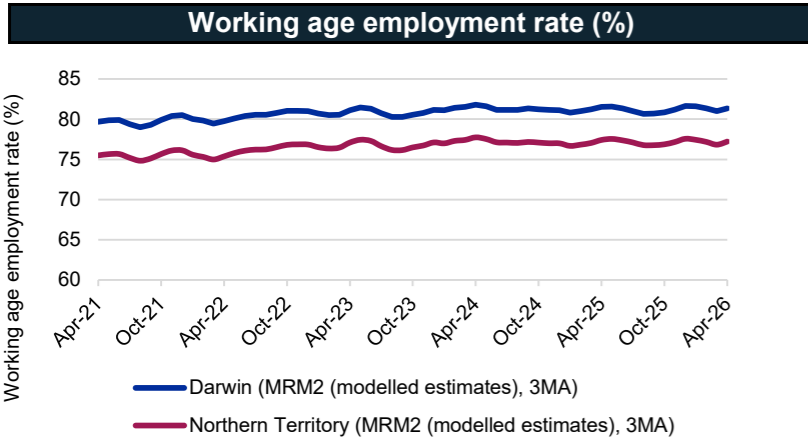
Source: Jobs and Skills Australia, Internet Vacancy Index, seasonally adjusted data, April-26

Notes: Data in the labour market summary table are seasonally adjusted data and MLF1 data (3MA) with the exception of the youth unemployment rate which are 12MA of MLF1 estimates *Job seeker payments include those who are in receipt of either JobSeeker (aged 22 and over but under the Age Pension qualifying age) or Youth Allowance (other) payments (those aged 16 to 21). The reporting population for income support payments has changed to include those who are suspended from payment, and those who are current but on zero rate of payment for JobSeeker payments and those who are suspended from payment for Youth Allowance. Note that not everyone in receipt of income support is on the caseload. Data are published on data.gov.au. For further information about the data, refer to the Employment Region Labour Market Dashboards data sources and quality document at jobsandskills.gov.au. For enquiries related to this dashboard, contact RegionalWorkforceAssessment@jobsandskills.gov.au.

This **Labour Market Dashboard** provides key indicators for the labour market by Employment Region and is updated monthly.

Labour market summary table											
	Working age employment rate*		Unemployment			Unemployment rate		Working age participation rate*		Youth unemployment rate*	
	Apr-26 (%)	Apr-25 (%)	Apr-26 ('000)	Apr-25 ('000)	Change (%)	Apr-26 (%)	Apr-25 (%)	Apr-26 (%)	Apr-25 (%)	Apr-26 (%)	Apr-25 (%)
Darwin	81.3	81.5	4.0	3.0	32.3	4.1	3.2	84.9	84.2	9.1	8.2
Northern Territory	77.2	77.4	7.4	6.1	20.8	4.8	4.1	81.4	80.8	10.3	10.0
Australia	76.9	77.4	692.5	616.7	12.3	4.5	4.1	80.7	80.7	11.1	8.7

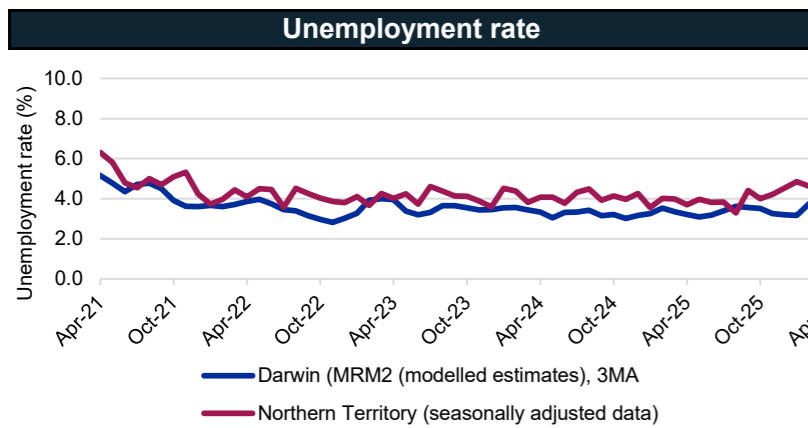
Source: ABS, Labour Force Survey, seasonally adjusted and trend data & MLF1 (modelled estimates), 3MA (month average) of estimates, April 2026, with the exception of youth unemployment rate which uses MLF1 12MA and seasonally adjusted data.



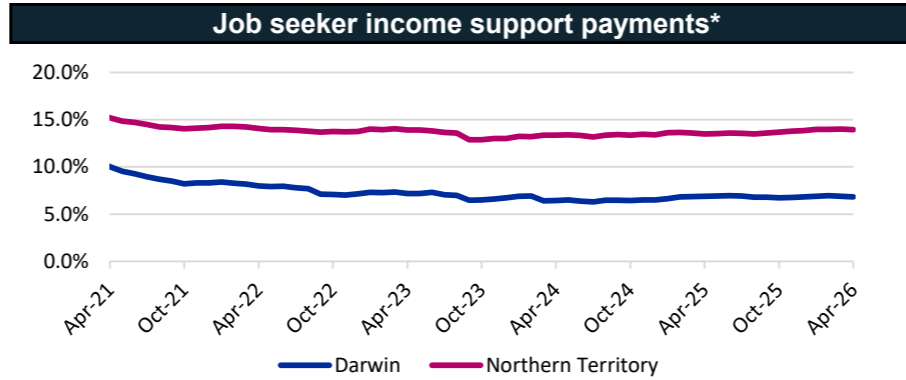
Source: ABS, Labour Force Survey, MLF1 (modelled estimates), 3MA, April 2026



Source: ABS, Labour Force Survey, Detailed, four quarter averages, February-26 quarter#



Source: ABS, Labour Force Survey, seasonally adjusted and trend data & MLF1 (3MA), April 2026



Change in job seeker income support payments

	Darwin	Northern Territory
Payments - April 2025	7,291	24,040
Payments - April 2026	7,377	25,350
Change from April 2025 to April 2026	86	1,310
	1.2%	5.4%

% of 15-64 year olds** on job seeker income support payments

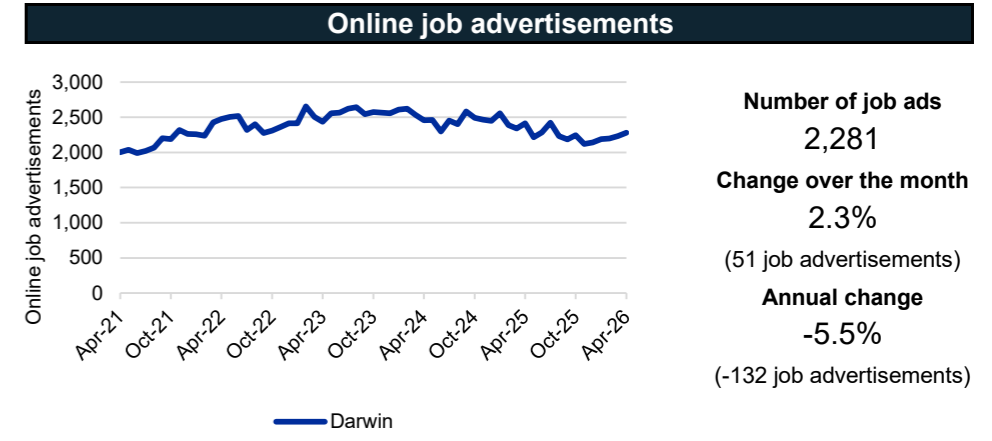
	total persons on job seeker income support	% of 15-64 year olds on job seeker income support
Darwin	7,377	6.8%
Northern Territory	25,350	13.9%
Australia	1,029,535	5.7%

Source: Department of Social Services, JobSeeker and Youth Allowance (other) payment recipients, April 2026; ABS, Labour Force Survey, MLF1, 3MA, April 2026

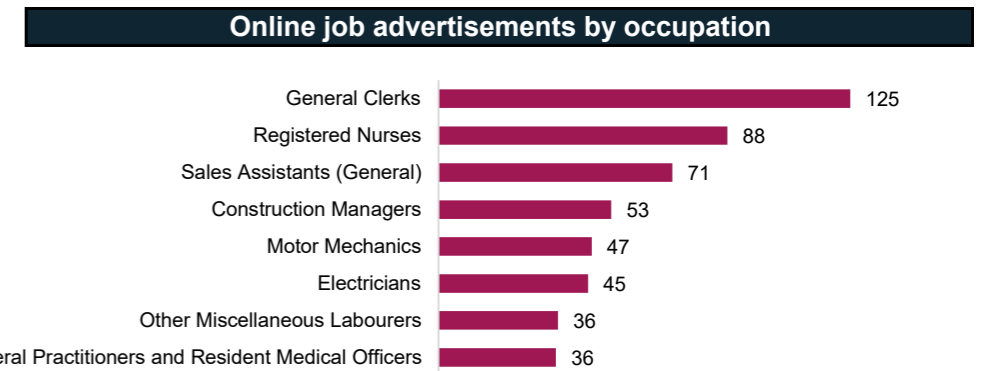
LGAs with highest unemployment rates (%)

Local Government Area (LGA)	Dec-25	Dec-24
Palmerston	3.7	3.9
Darwin	2.9	3.1
Alice Springs	1.8	1.7

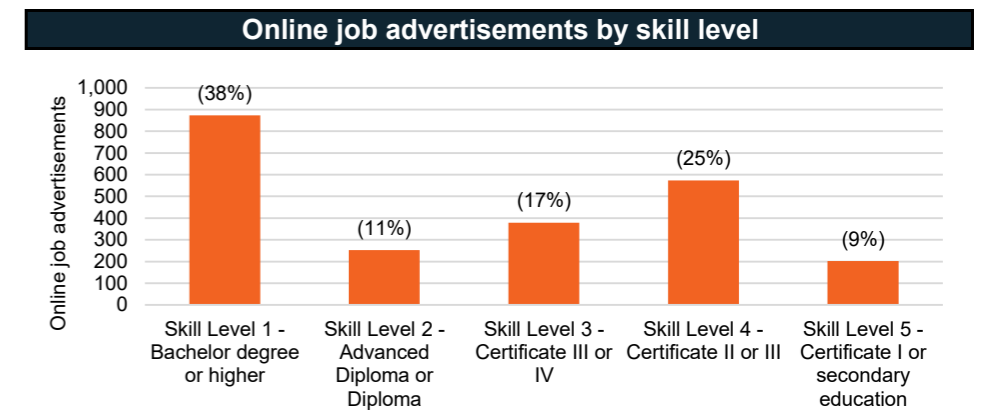
For more insights, access SALM data via dewr.gov.au. Source: Department of Employment and Workplace Relations, Small Area Labour Markets, smoothed data, December-25 quarter



Source: Jobs and Skills Australia, Internet Vacancy Index, seasonally adjusted data, April 2026



Source: Jobs and Skills Australia, Internet Vacancy Index, 3MA of original data, April 2026



Source: Jobs and Skills Australia, Internet Vacancy Index, seasonally adjusted data, April 2026

Note: Data are not readily available by Employment Region. ABS modelled estimates are based on the Darwin SA4. While this is the best fit available, it is only a fair proxy for the Employment Region so caution should be used interpreting results. The Internet Vacancy Index (IVI) and income support data are apportioned to Employment Regions using an SA2 based concordance. *Job seeker payments include those who are in receipt of either JobSeeker (aged 22 and over but under the Age Pension qualifying age) or Youth Allowance (other) payments (those aged 16 to 21). The reporting population for income support payments has changed to include those who are suspended from payment, and those who are current but on zero rate of payment for JobSeeker payments and those who are suspended from payment for Youth Allowance. Note that not everyone in receipt of income support is on the caseload. Data are published on data.gov.au. #Given the volatility of the underlying data, industry employment proportions should be treated with a high degree of caution, particularly change over the year figures.