

## Mid North SA

Release date: 23 April 2026

This snapshot provides information about trends in employers' recruitment experiences and future staffing outlook. Information on this page is sourced from the online job advertisements measured by the Internet Vacancy Index (IVI).

### Internet vacancies, headline figures, Mid North SA ER, February 2026

#### Job advertisement count

**640**

seasonally adjusted count

#### Change over the month

**↓ -5.5%**

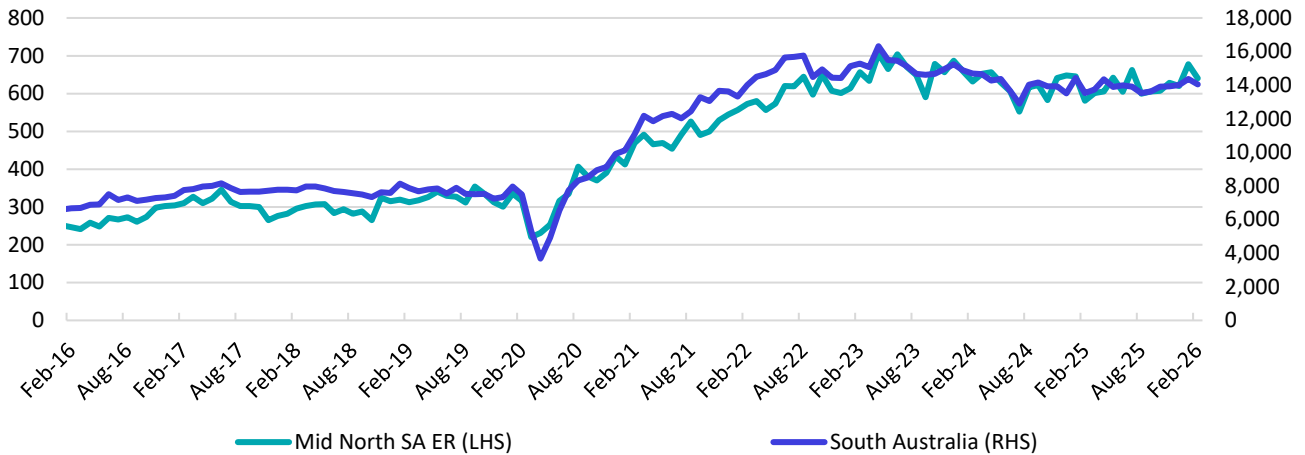
(or -37 job advertisements)

#### Change since Feb-25

**↑ 10.2%**

(or 59 job advertisements)

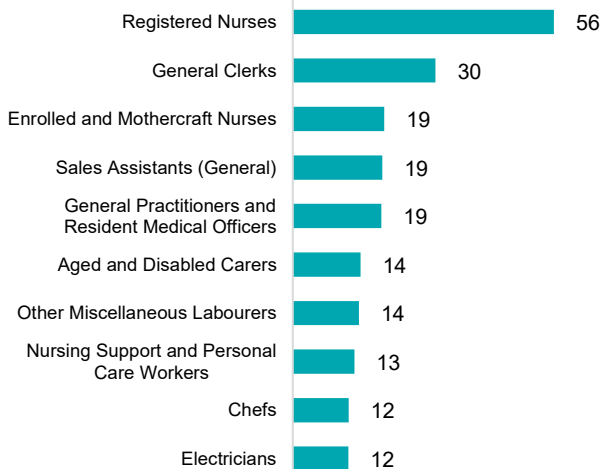
### Number of online job advertisements over the ten years to February 2026



Source: Jobs and Skills Australia (JSA), Internet Vacancy Index, seasonally adjusted data, February 2026

### Top 10 occupations recruited for

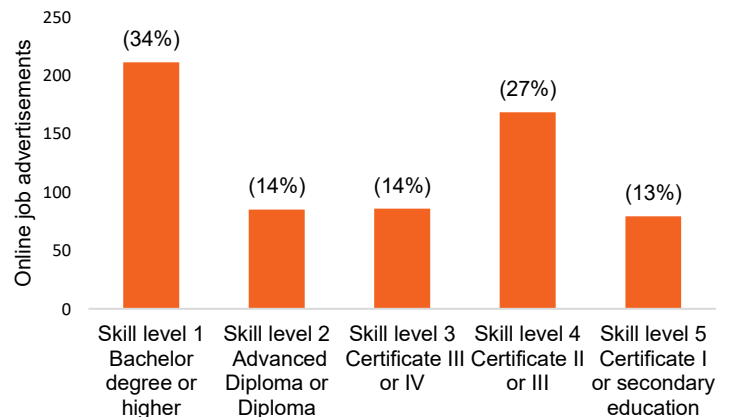
Number of job ads online



Source: JSA, Internet Vacancy Index, three month averages, Feb-2026

### Job demand by skill level

Proportion of job ads



Source: JSA, Internet Vacancy Index, seasonally adjusted data, Feb-2026

# Insights from the Recruitment Experiences and Outlook Survey

## Mid North SA

Information on this page is based on the Recruitment Experiences and Outlook Survey, which is an ongoing survey of employers across Australia run by JSA. The survey collects insights on a range of topics, including recruitment activity, recruitment difficulty and employers' future staffing expectations. Data are for the year to February 2026, unless otherwise indicated.

### Recruitment activity and experiences

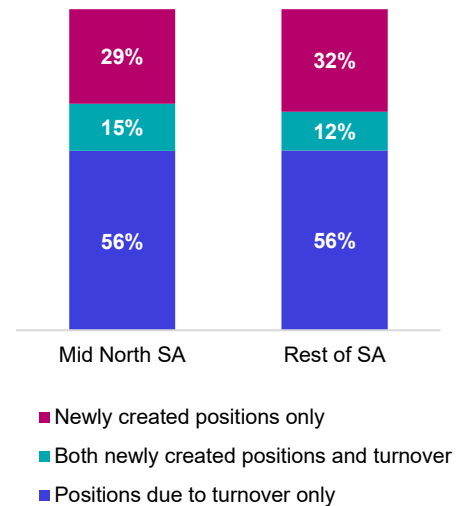
In Mid North SA, there were 77 responding employers in the 12 months to February 2026, of whom 44% were recruiting or had recruited in the past month. Of these recruiting businesses, 34% had difficulty recruiting. By comparison, 45% of employers were recruiting in Rest of SA over the same period, of whom 40% had difficulty recruiting.

Employers in Mid North SA were most likely to report the following reasons for recruitment difficulty:

- Applicants lack technical skills
- Location, eg remote or regional
- Lack of suitable applicants
- Undesirable working conditions/hours.

A chart showing reasons for recruitment for Mid North SA and Rest of SA is included to the right.

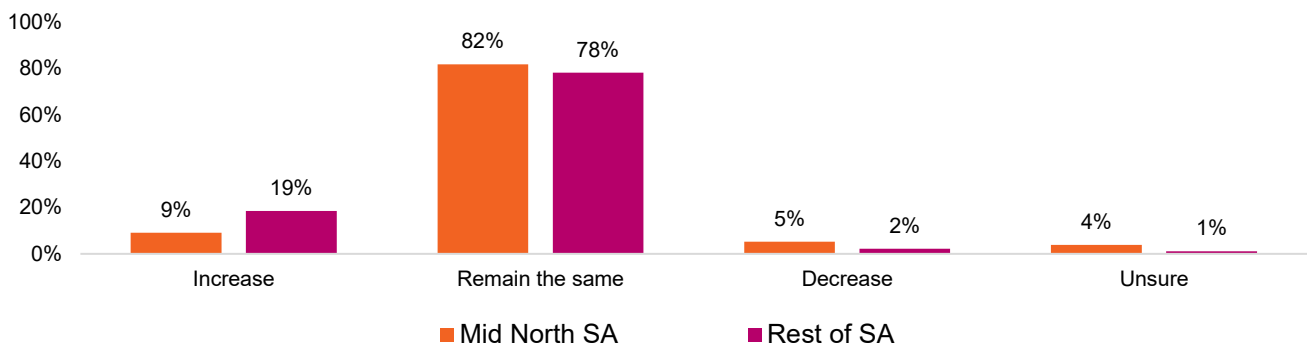
#### Reasons for recruitment



### Staffing outlook for coming months

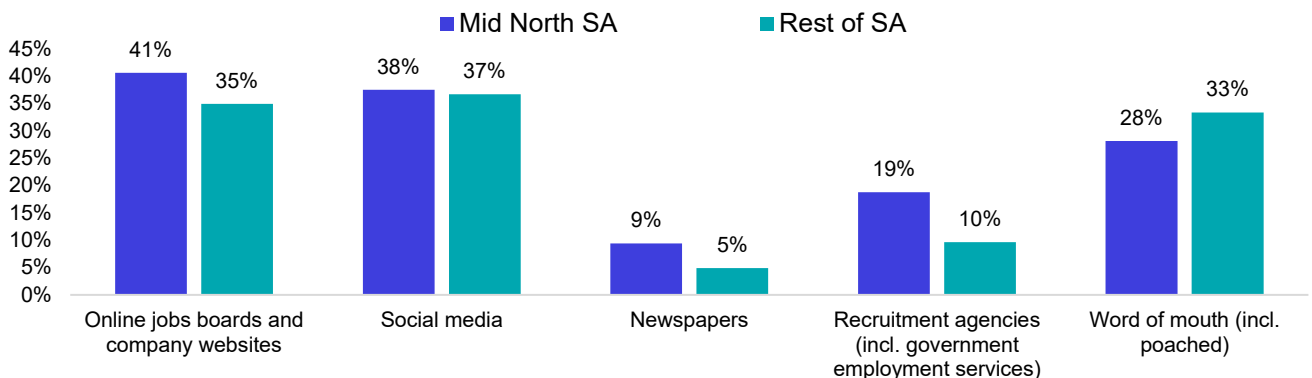
proportion of employers

#### Employers' staffing expectations



### Recruitment methods

proportion of employers who were recruiting



Note: employers can select multiple methods of recruitment.

Due to small sample sizes for regional data, caution should be exercised interpreting these results. Unweighted data are used for Mid North SA, while weighted data are used for Rest of SA. Number of responses for each item varies depending on whether employers recruited or not. Reasons for recruitment difficulty data are only available for employers who have completed recruitment.