

Kalgoorlie, February 2026

Release date: 23 April 2026

This snapshot provides information about trends in employers' recruitment experiences and future staffing outlook. Information on this page is sourced from the online job advertisements measured by the Internet Vacancy Index (IVI).

Internet vacancies, headline figures, Kalgoorlie ER, February 2026

Job advertisement count

491

seasonally adjusted count

Change over the month

↑ 4.9%

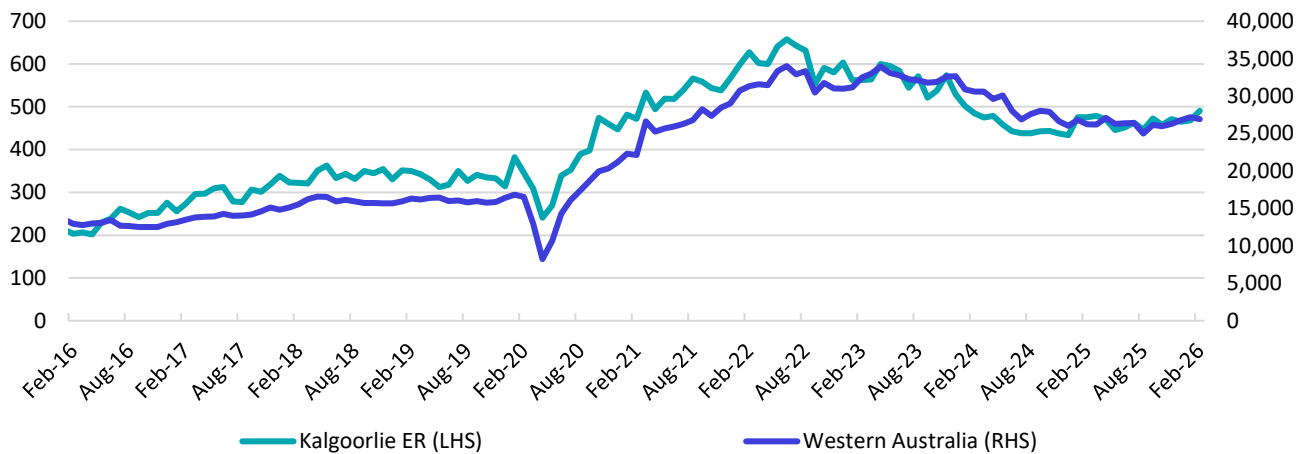
(or 23 job advertisements)

Change since Feb-25

↑ 3.2%

(or 15 job advertisements)

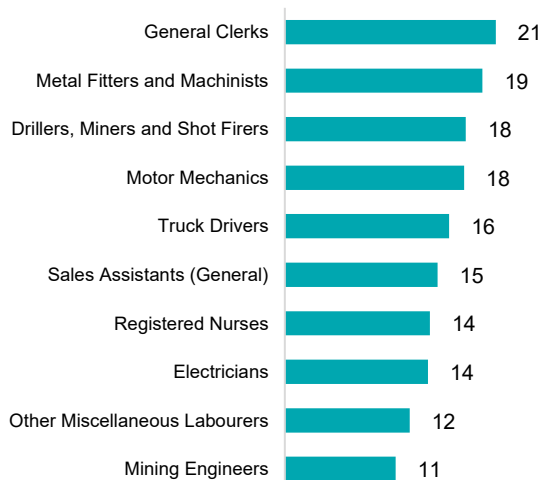
Number of online job advertisements over the ten years to February 2026



Source: Jobs and Skills Australia (JSA), Internet Vacancy Index, seasonally adjusted data, February-2026

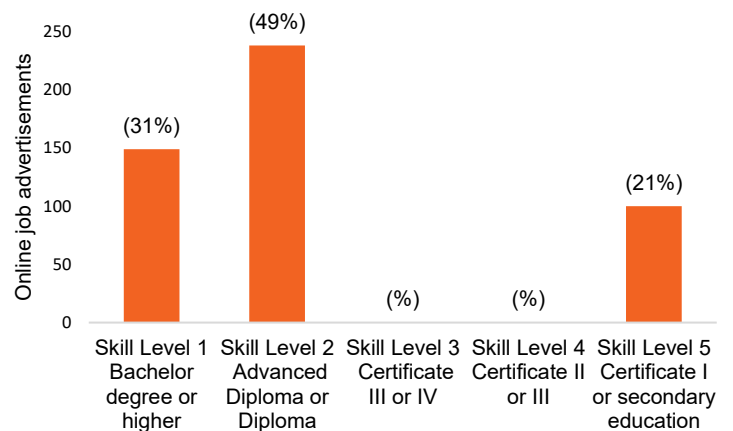
Top 10 occupations recruited for

Number of job ads online



Job demand by skill level

Proportion of job ads



Source: JSA, Internet Vacancy Index, three month averages, Feb-2026

Source: JSA, Internet Vacancy Index, seasonally adjusted data, Feb-2026

Insights from the Recruitment Experiences and Outlook Survey

Kalgoorlie

Information on this page is based on the Recruitment Experiences and Outlook Survey, which is an ongoing survey of employers across Australia run by JSA. The survey collects insights on a range of topics, including recruitment activity, recruitment difficulty and employers' future staffing expectations. ***Note: data are for the the 12 months to February 2026.**

Recruitment activity and experiences

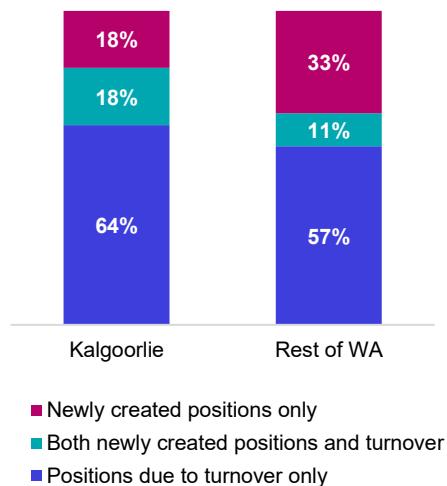
In Kalgoorlie, there were 35 responding employers in the 12 months to August 2025, of whom 63% were recruiting or had recruited in the past month. Of these recruiting businesses, 57% had difficulty recruiting. By comparison, 57% of employers were recruiting in Rest of WA over the same period, of whom 54% had difficulty recruiting.

Employers in Kalgoorlie were most likely to report the following reasons for recruitment difficulty:

- Lack of suitable applicants
- Location, eg remote or regional
- Undesirable working conditions/hours
- Applicants lack technical skills.

A chart showing reasons for recruitment for Kalgoorlie and Rest of WA is included to the right. Figures for Rest of WA for this graph and those below are for the 12 months to February 2026.

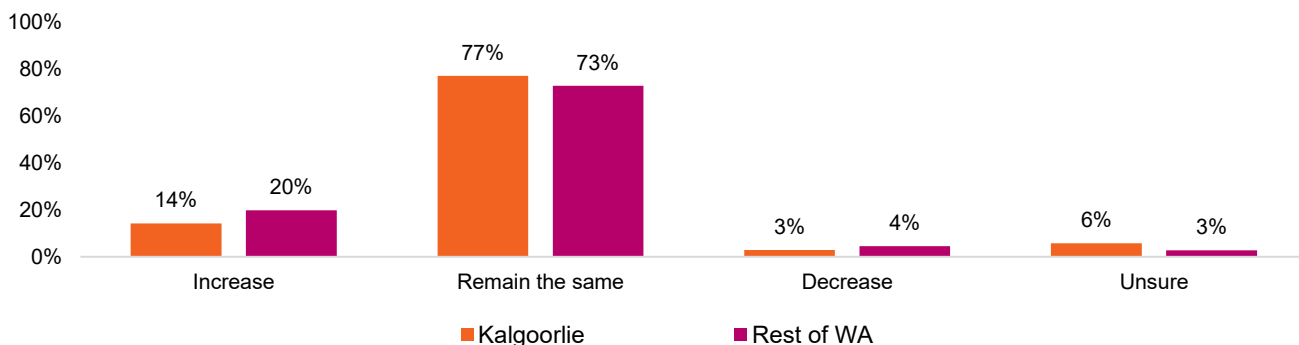
Reasons for recruitment



Staffing outlook for coming months

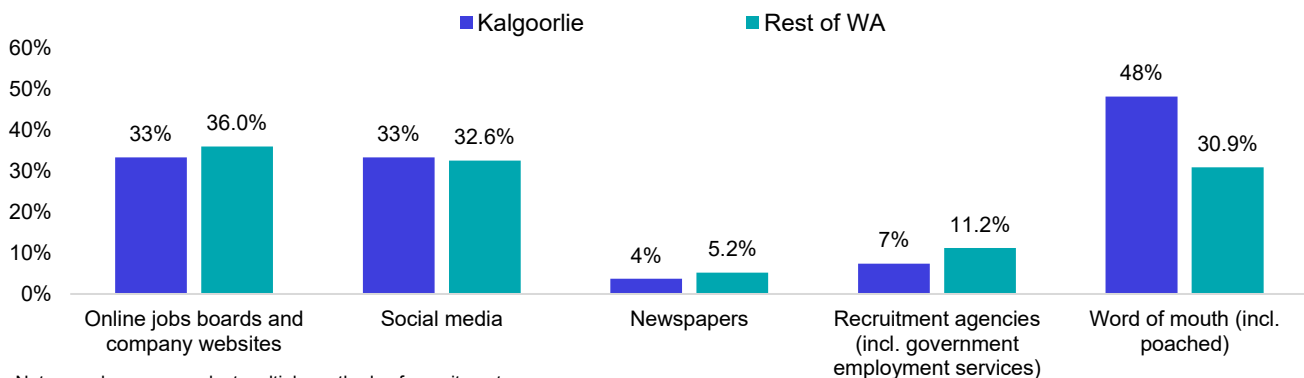
proportion of employers

Employers' staffing expectations



Recruitment methods

proportion of employers who were recruiting



Note: employers can select multiple methods of recruitment.

Due to small sample sizes for regional data, caution should be exercised interpreting these results. Unweighted data are used for Kalgoorlie, while weighted data are used for Rest of WA. Number of responses for each item varies depending on whether employers recruited or not. Reasons for recruitment difficulty data are only available for employers who have completed recruitment.