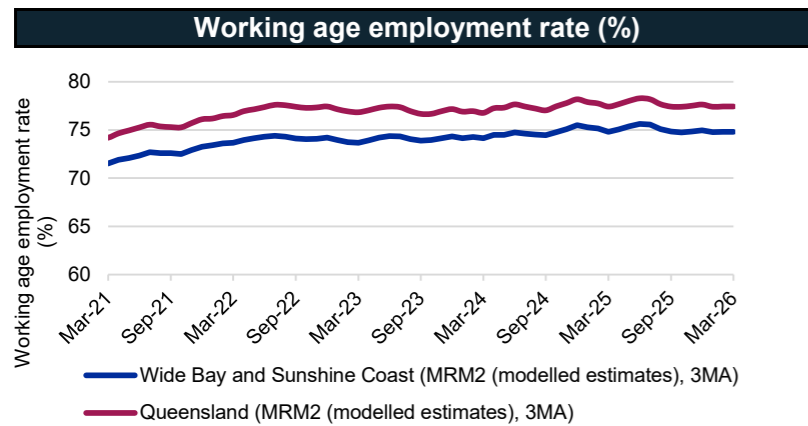


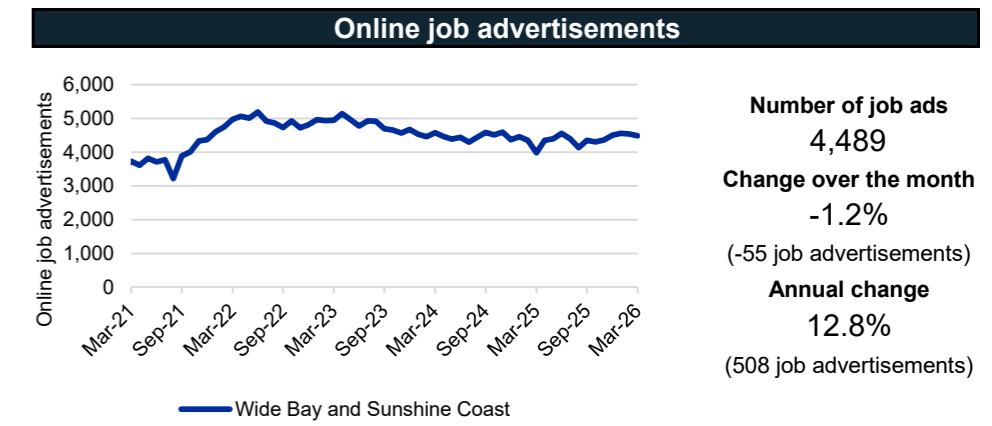
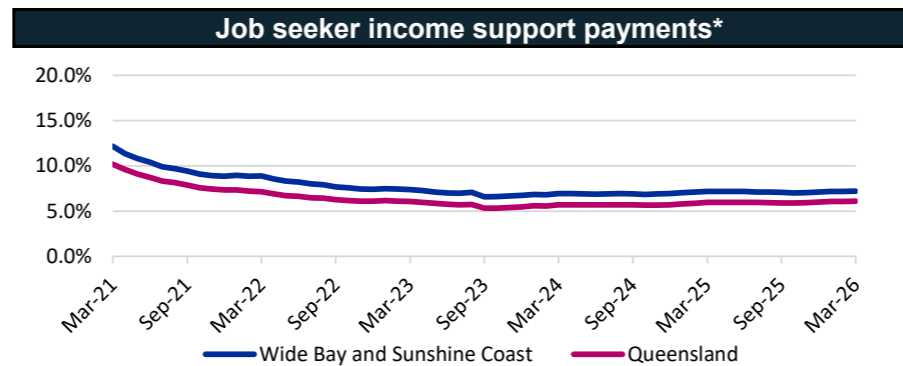
	Working age employment rate*		Unemployment			Unemployment rate		Working age participation rate*		Youth unemployment rate*	
	Mar-26 (%)	Mar-25 (%)	Mar-26 ('000)	Mar-25 ('000)	Change (%)	Mar-26 (%)	Mar-25 (%)	Mar-26 (%)	Mar-25 (%)	Mar-26 (%)	Mar-25 (%)
Wide Bay and Sunshine Coast	74.8	74.8	17.1	16.8	1.8	4.4	4.4	78.4	78.4	10.0	9.5
Queensland	77.4	77.4	117.7	122.8	-4.2	3.7	4.0	81.1	81.0	9.7	9.3
Australia	77.2	76.9	656.3	613.6	7.0	4.3	4.1	80.8	80.3	10.1	8.9

Source: ABS, Labour Force Survey, Detailed, seasonally adjusted data & MRM2 (modelled estimates), 3MA (month average) of estimates, March 2026, with the exception of youth unemployment rate which uses MRM2 12MA and seasonally adjusted data.

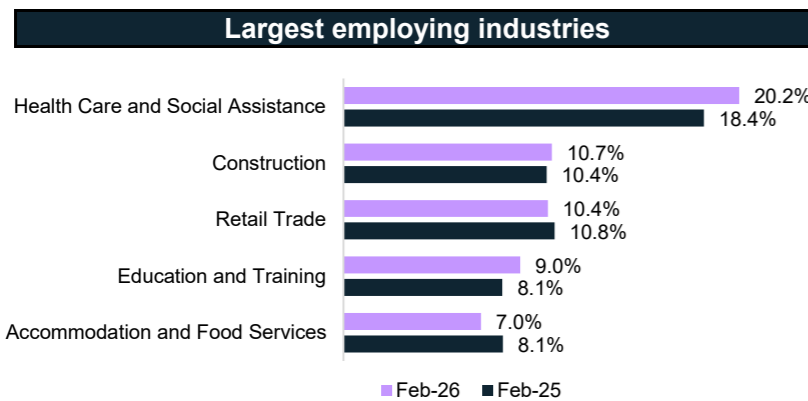
This Labour Market Dashboard provides key indicators for the labour market by Employment Region and is updated monthly.



Source: ABS, Labour Force Survey, MRM2 (modelled estimates), 3MA, March 2026



Source: Jobs and Skills Australia, Internet Vacancy Index, seasonally adjusted data, March 2026



Source: ABS, Labour Force Survey, Detailed, four quarter averages, February-26 quarter#

Change in job seeker income support payments

	Wide Bay and Sunshine Coast	Queensland
Payments - March 2025	32,570	216,440
Payments - March 2026	33,375	225,795
Change from March 2025 to March 2026	↑ 805	↑ 9,355
	↑ 2.5%	↑ 4.3%

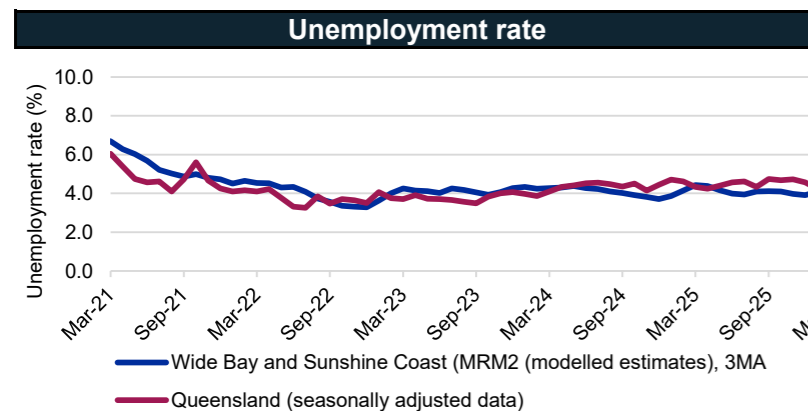
% of 15-64 year olds** on job seeker income support payments

	total persons on job seeker income support	% of 15-64 year olds on job seeker income support
Wide Bay and Sunshine Coast	33,375	7.2%
Queensland	225,795	6.1%
Australia	1,029,915	5.7%

Source: Department of Social Services, JobSeeker and Youth Allowance (other) payment recipients, March 2026; ABS, Labour Force Survey, MRM2, 3MA, March 2026



Source: Jobs and Skills Australia, Internet Vacancy Index, 3MA of original data, March 2026

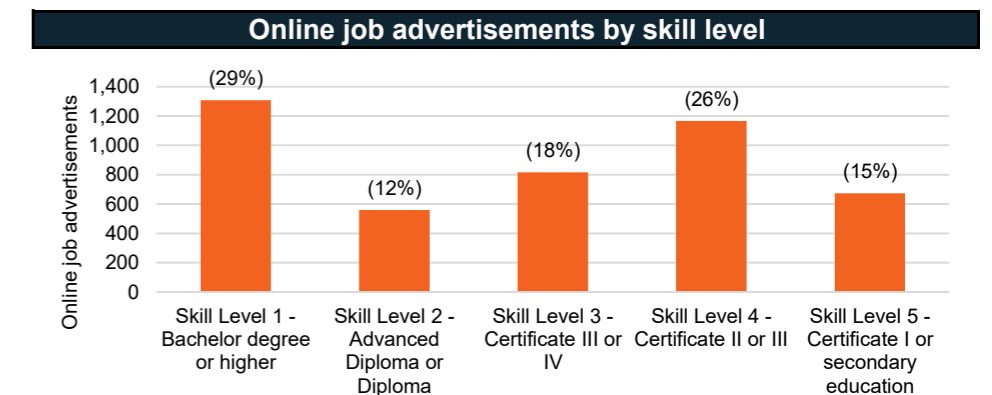


Source: ABS, Labour Force Survey, seasonally adjusted data & MRM2 (3MA), March 2026

LGAs with highest unemployment rates (%)

Local Government Area (LGA)	Dec-25	Dec-24
Cherbourg*	8.3	8.0
South Burnett	6.0	6.1
Fraser Coast	5.4	5.4
Gympie	4.7	4.5
Bundaberg	4.5	4.6

Note: * data should be used with caution due to the small size of the labour force. For more insights, access SALM data via DEWR Source: Department of Employment and Workplace Relations Small Area Labour Markets, smoothed data, December -25 quarter



Source: Jobs and Skills Australia, Internet Vacancy Index, seasonally adjusted data, March 2026

Note: Data are not readily available by Employment Region. ABS modelled estimates are based on the Sunshine Coast; and Wide Bay SA4. The Internet Vacancy Index (IVI) and income support data are apportioned to Employment Regions using an SA2 based concordance. *Job seeker payments include those who are in receipt of either JobSeeker (aged 22 and over but under the Age Pension qualifying age) or Youth Allowance (other) payments (those aged 16 to 21). The reporting population for income support payments has changed to include those who are suspended from payment, and those who are current but on zero rate of payment for JobSeeker payments and those who are suspended from payment for Youth Allowance. Note that not everyone in receipt of income support is on the caseload. Data are published on data.gov.au.
#Given the volatility of the underlying data, industry employment proportions should be treated with a high degree of caution, particularly change over the year figures.