

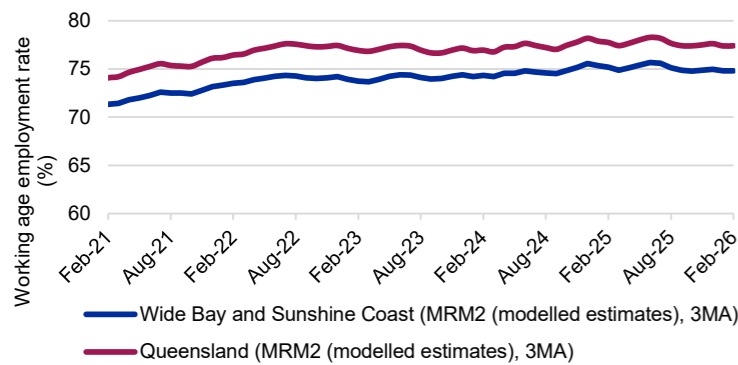
Refer to source notes for data reference periods

This Labour Market Dashboard provides key indicators for the labour market by Employment Region and is updated monthly.

| | Labour market summary table | | | | | | | | | | |
|-----------------------------|------------------------------|------------|---------------|---------------|------------|-------------------|------------|---------------------------------|------------|--------------------------|------------|
| | Working age employment rate* | | Unemployment | | | Unemployment rate | | Working age participation rate* | | Youth unemployment rate* | |
| | Feb-26 (%) | Feb-25 (%) | Feb-26 ('000) | Feb-25 ('000) | Change (%) | Feb-26 (%) | Feb-25 (%) | Feb-26 (%) | Feb-25 (%) | Feb-26 (%) | Feb-25 (%) |
| Wide Bay and Sunshine Coast | 74.8 | 75.2 | 16.8 | 15.8 | 6.4 | 4.3 | 4.1 | 78.3 | 78.6 | 10.1 | 9.6 |
| Queensland | 77.4 | 77.7 | 139.6 | 124.7 | 12.0 | 4.4 | 4.0 | 81.0 | 81.1 | 9.7 | 9.4 |
| Australia | 77.3 | 77.2 | 659.1 | 611.5 | 7.8 | 4.3 | 4.1 | 80.9 | 80.5 | 10.2 | 9.0 |

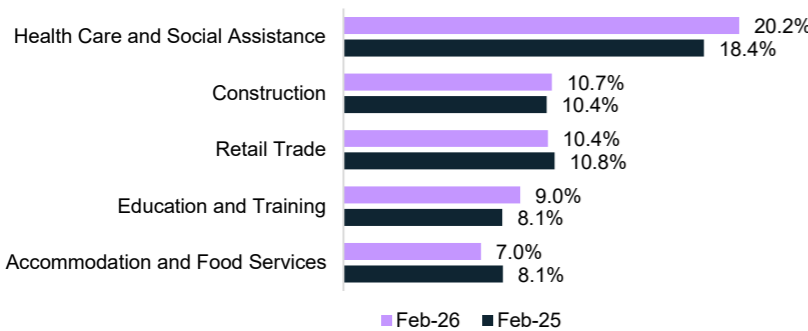
Source: ABS, Labour Force Survey, Detailed, seasonally adjusted data & MRM2 (modelled estimates), 3MA (month average) of estimates, February 2026, with the exception of youth unemployment rate which uses MRM2 12MA and seasonally adjusted data.

Working age employment rate (%)



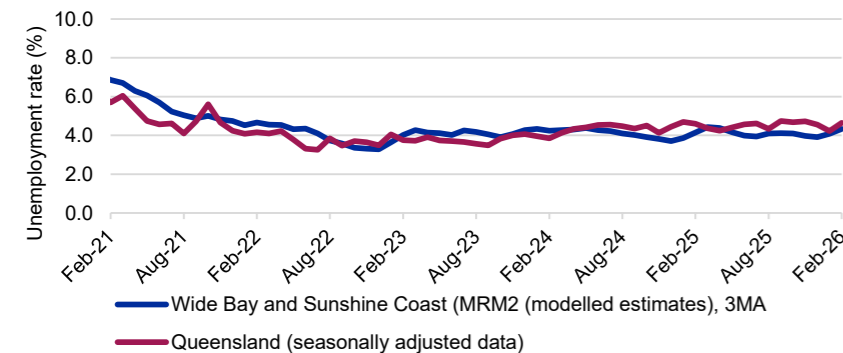
Source: ABS, Labour Force Survey, MRM2 (modelled estimates), 3MA, February 2026

Largest employing industries



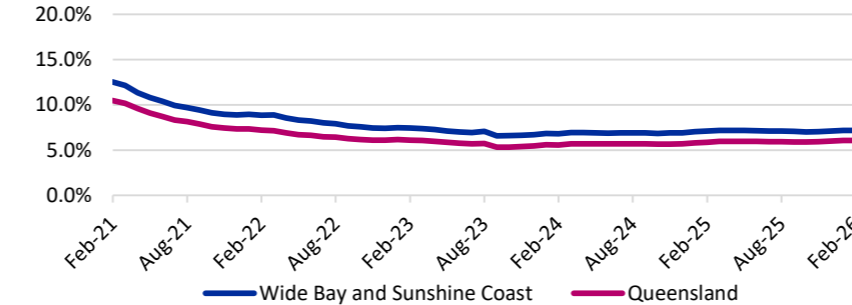
Source: ABS, Labour Force Survey, Detailed, four quarter averages, February-26 quarter#

Unemployment rate



Source: ABS, Labour Force Survey, seasonally adjusted data & MRM2 (3MA), February 2026

Job seeker income support payments*



Change in job seeker income support payments

| | Wide Bay and Sunshine Coast | Queensland |
|--|-----------------------------|------------|
| Payments - February 2025 | 32,270 | 213,675 |
| Payments - February 2026 | 33,310 | 224,940 |
| Change from February 2025 to February 2026 | ↑ 1,040 | ↑ 11,265 |
| | ↑ 3.2% | ↑ 5.3% |

% of 15-64 year olds** on job seeker income support payments

| | total persons on job seeker income support | % of 15-64 year olds on job seeker income support |
|-----------------------------|--|---|
| Wide Bay and Sunshine Coast | 33,310 | 7.2% |
| Queensland | 224,940 | 6.1% |
| Australia | 1,027,435 | 5.7% |

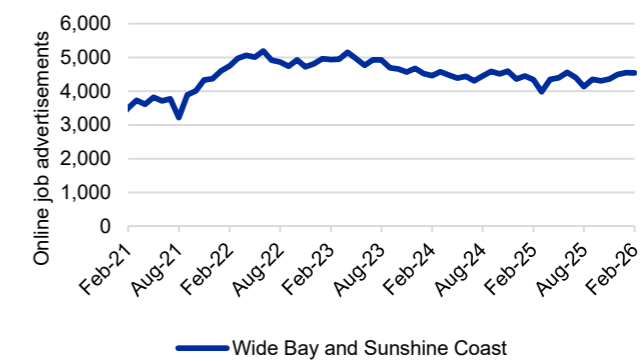
Source: Department of Social Services, JobSeeker and Youth Allowance (other) payment recipients, February 2026; ABS, Labour Force Survey, MRM2, 3MA, February 2026

LGA's with highest unemployment rates (%)

| Local Government Area (LGA) | Sep-25 | Sep-24 |
|-----------------------------|--------|--------|
| Cherbourg* | 8.6 | 7.9 |
| South Burnett | 6.4 | 6.0 |
| Fraser Coast | 5.7 | 5.2 |
| Gympie | 4.9 | 4.4 |
| Bundaberg | 4.7 | 4.5 |

Note: * data should be used with caution due to the small size of the labour force. For more insights, access SALM data via DEWR Source: Department of Employment and Workplace Relations Small Area Labour Markets, smoothed data, June -25 quarter

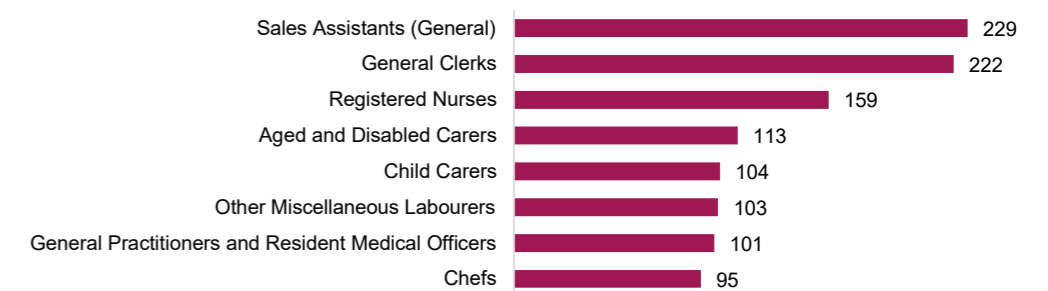
Online job advertisements



Number of job ads
4,535
Change over the month
-0.4%
(-17 job advertisements)
Annual change
4.5%
(193 job advertisements)

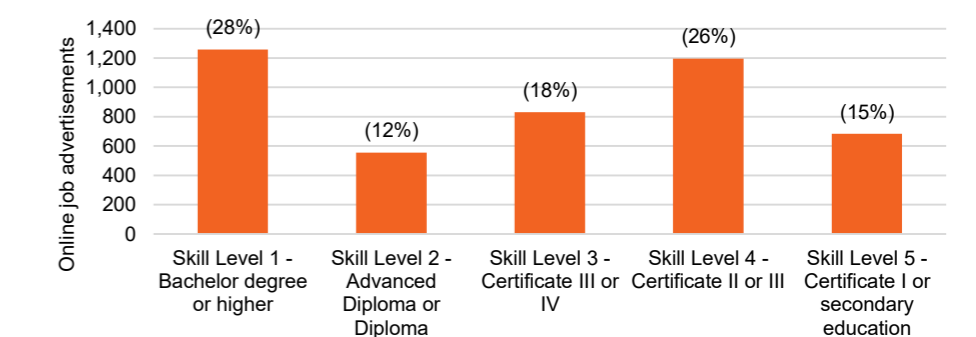
Source: Jobs and Skills Australia, Internet Vacancy Index, seasonally adjusted data, February 2026

Online job advertisements by occupation



Source: Jobs and Skills Australia, Internet Vacancy Index, 3MA of original data, February 2026

Online job advertisements by skill level



Source: Jobs and Skills Australia, Internet Vacancy Index, seasonally adjusted data, February 2026

Note: Data are not readily available by Employment Region. ABS modelled estimates are based on the Sunshine Coast; and Wide Bay SA4. The Internet Vacancy Index (IVI) and income support data are apportioned to Employment Regions using an SA2 based concordance. *Job seeker payments include those who are in receipt of either JobSeeker (aged 22 and over but under the Age Pension qualifying age) or Youth Allowance (other) payments (those aged 16 to 21). The reporting population for income support payments has changed to include those who are suspended from payment, and those who are current but on zero rate of payment for JobSeeker payments and those who are suspended from payment for Youth Allowance. Note that not everyone in receipt of income support is on the caseload. Data are published on data.gov.au.

#Given the volatility of the underlying data, industry employment proportions should be treated with a high degree of caution, particularly change over the year figures.