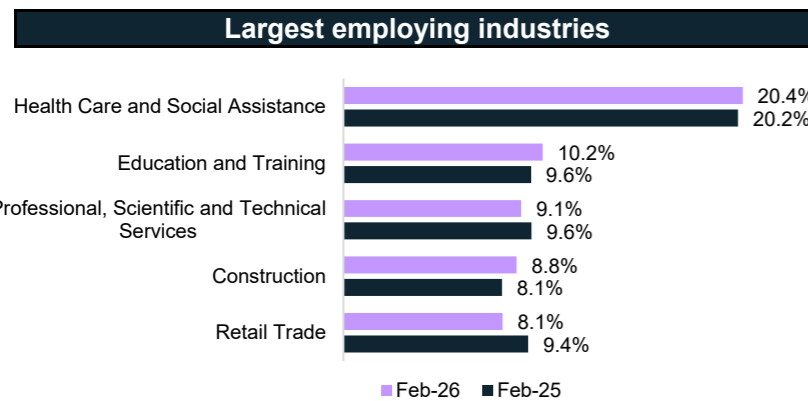
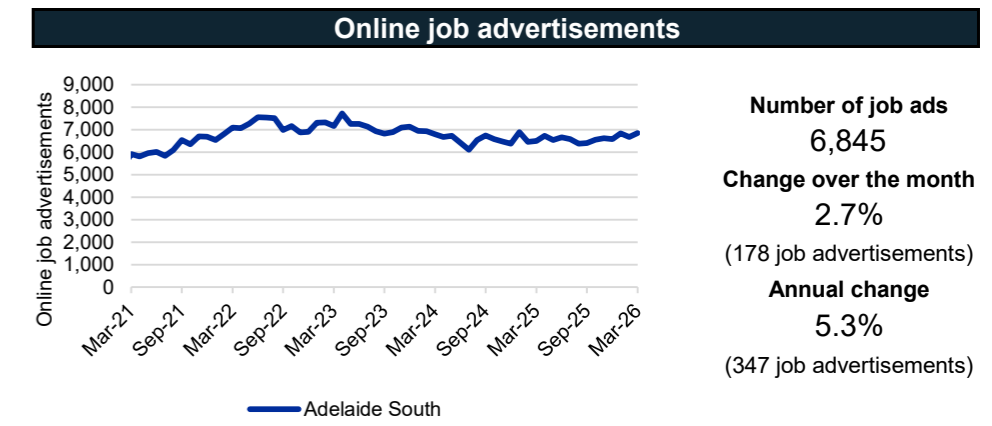
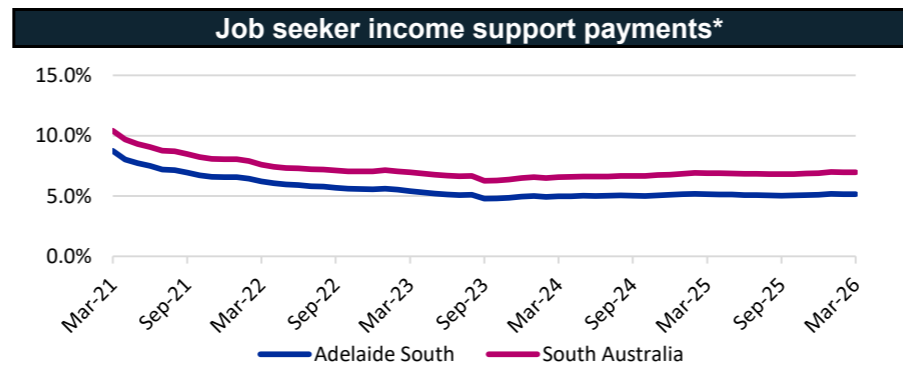
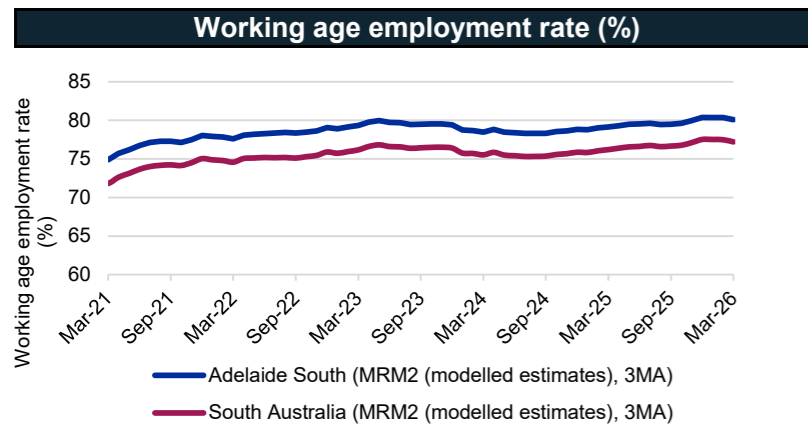


Labour market summary table											
	Working age employment rate*		Unemployment			Unemployment rate		Working age participation rate*		Youth unemployment rate*	
	Mar-26 (%)	Mar-25 (%)	Mar-26 ('000)	Mar-25 ('000)	Change (%)	Mar-26 (%)	Mar-25 (%)	Mar-26 (%)	Mar-25 (%)	Mar-26 (%)	Mar-25 (%)
Adelaide South	80.1	79.1	14.5	15.0	-3.3	3.4	3.7	83.0	82.2	8.8	8.8
South Australia	77.2	76.2	41.0	40.7	0.8	4.0	4.0	80.7	79.7	9.7	9.7
Australia	77.2	76.9	656.3	613.6	7.0	4.3	4.1	80.8	80.3	10.1	8.9

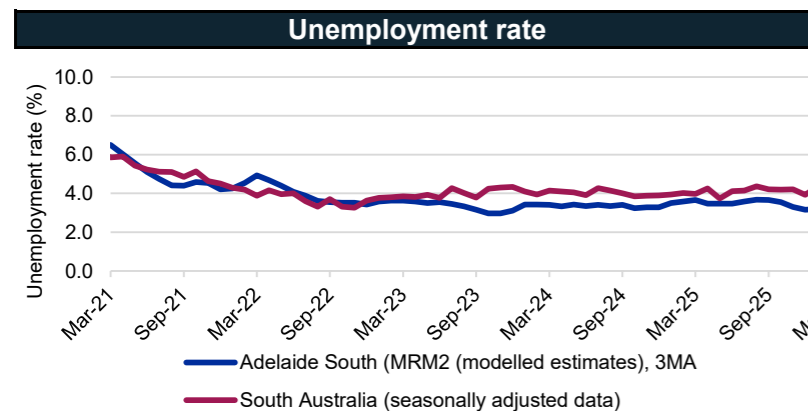
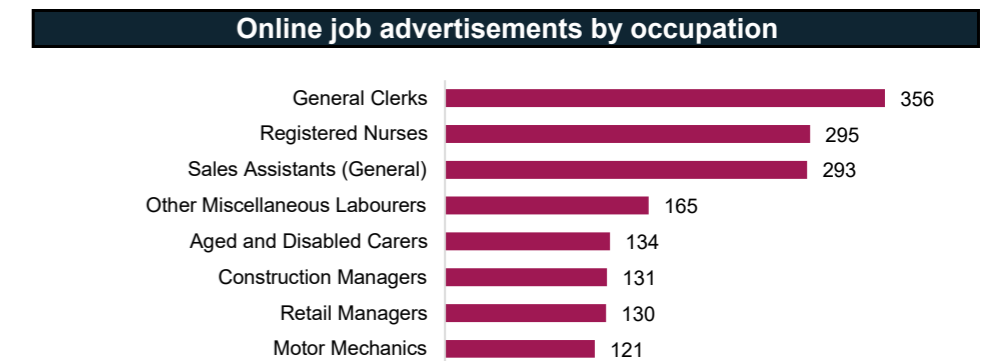
Source: ABS, Labour Force Survey, Detailed, seasonally adjusted data & MRM2 (modelled estimates), 3MA (month average) of estimates, March 2026, with the exception of youth unemployment rate which uses MRM2 12MA and seasonally adjusted data.

This Labour Market Dashboard provides key indicators for the labour market by Employment Region and is updated monthly.



Change in job seeker income support payments

	Adelaide South	South Australia
Payments - March 2025	24,205	82,445
Payments - March 2026	24,575	84,625
Change from March 2025 to March 2026	↑ 370	↑ 2,180
	↑ 1.5%	↑ 2.6%



% of 15-64 year olds** on job seeker income support payments

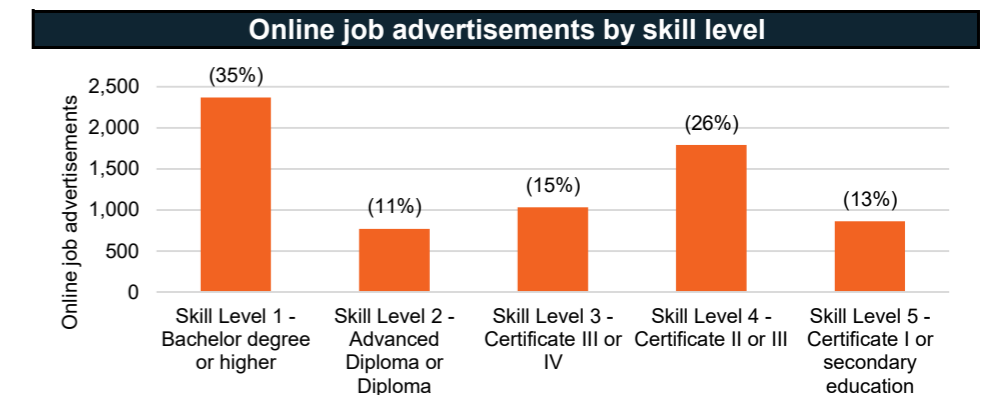
	total persons on job seeker income support	% of 15-64 year olds on job seeker income support
Adelaide South	24,575	5.1%
South Australia	84,625	7.0%
Australia	1,029,915	5.7%

Source: Department of Social Services, JobSeeker and Youth Allowance (other) payment recipients, March 2026; ABS, Labour Force Survey, MRM2, 3MA, March 2026

LGAs with highest unemployment rates (%)

Local Government Area (LGA)	Dec-25	Dec-24
Adelaide	6.3	6.9
Onkaparinga	4.4	5.1
Victor Harbor	3.9	2.6
Mount Barker	3.8	3.5
Campbelltown (SA)	3.5	3.4

For more insights, access SALM data via dewr.gov.au. Source: Department of Employment and Workplace Relations, Small Area Labour Markets, smoothed data, December-25 quarter



Note: Data are not readily available by Employment Region. ABS modelled estimates are based on the Adelaide - Central and Hills; and Adelaide - South SA4. The Internet Vacancy Index (IVI) and income support data are apportioned to Employment Regions using an SA2 based concordance. *Job seeker payments include those who are in receipt of either JobSeeker (aged 22 and over but under the Age Pension qualifying age) or Youth Allowance (other) payments (those aged 16 to 21). The reporting population for income support payments has changed to include those who are suspended from payment, and those who are current but on zero rate of payment for JobSeeker payments and those who are suspended from payment for Youth Allowance. Note that not everyone in receipt of income support is on the caseload. Data are published on data.gov.au.
#Given the volatility of the underlying data, industry employment proportions should be treated with a high degree of caution, particularly change over the year figures.