

Labour Market Dashboard New South Wales

Data current as at 26 March 2026

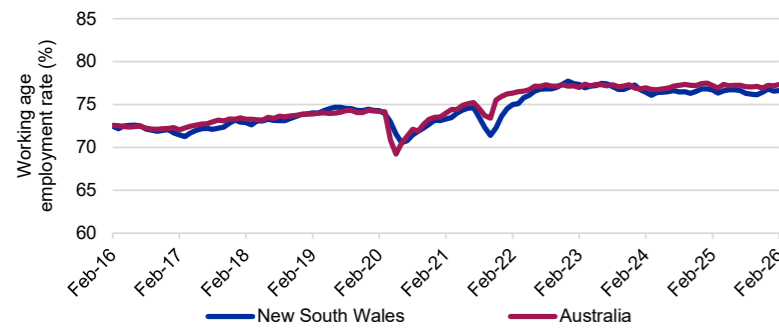
Refer to source notes for data reference periods

Labour market summary table											
	Working Age Employment Rate		Unemployment			Unemployment rate		Working Age Participation Rate		Youth unemployment rate	
	Feb-26 (%)	Feb-25 (%)	Feb-26 ('000)	Feb-25 ('000)	Change (%)	Feb-26 (%)	Feb-25 (%)	Feb-26 (%)	Feb-25 (%)	Feb-26 (%)	Feb-25 (%)
New South Wales	76.6	76.7	193.2	188.4	2.6	4.1	4.0	80.1	80.1	9.5	9.0
Australia	77.3	77.2	659.1	611.5	7.8	4.3	4.1	80.9	80.5	10.2	9.0

Source: ABS, Labour Force Survey, Detailed seasonally adjusted and MRM2 (modelled estimates) data 3MA (month average) , February-26 with the exception of the youth unemployment rate which are 12MA of MRM2 estimates

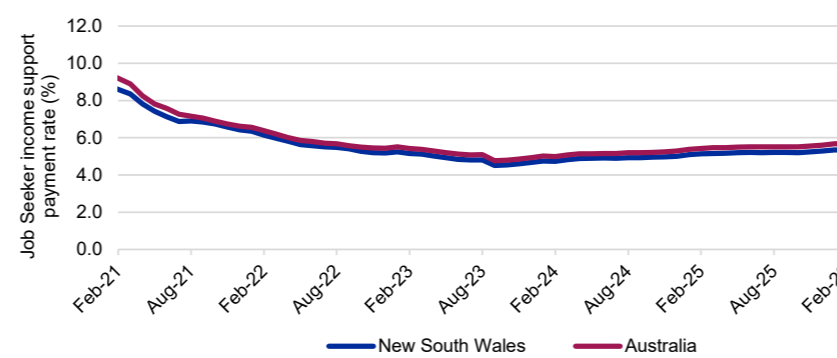
This Labour Market Dashboard provides a summary of the key indicators for the New South Wales labour market. Dashboards for Australia and Employment Regions are also available.

Working age employment rate

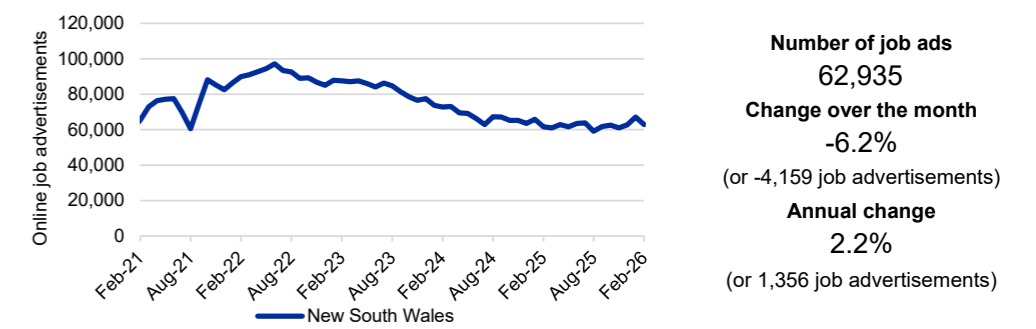


Source: ABS, Labour Force Survey, Detailed, seasonally adjusted & MRM2 data (3MA), February -26

% of 15-64 year olds* on job seeker income support payments

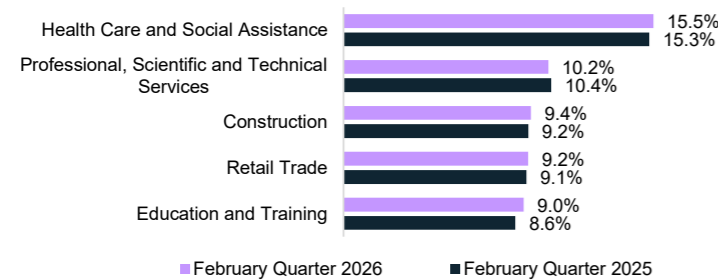


Online job advertisements



Source: Jobs and Skills Australia, Internet Vacancy Index, seasonally adjusted data, February-26

Largest employing industries

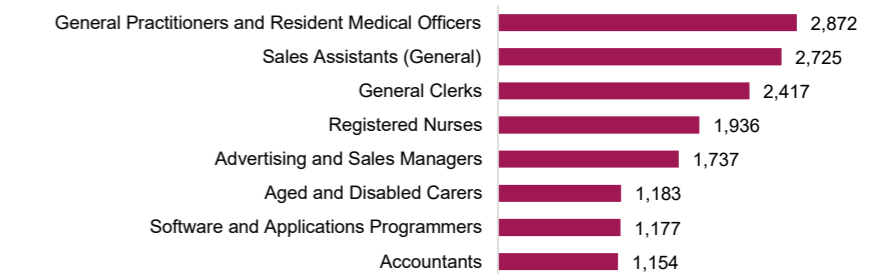


Source: ABS, Labour Force Survey, Detailed, February-26 quarter

Change in job seeker income support payments

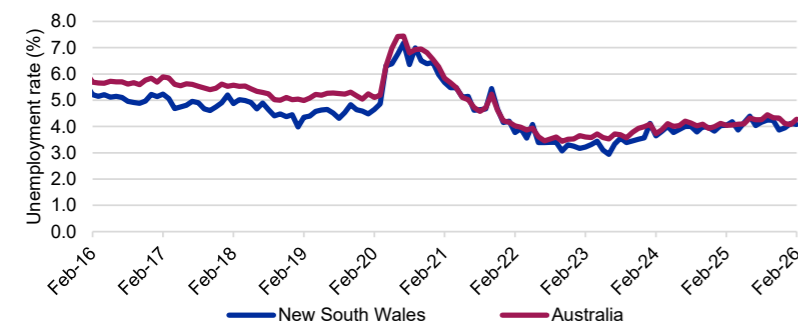
	New South Wales	Australia
Payments - February 2025	276,265	967,130
Payments - February 2026	290,600	1,027,435
Change (February 2025 to February 2026)	↑ 14,335	↑ 60,305
Change % (February 2025 to February 2026)	↑ 5.2%	↑ 6.2%

Online job advertisements by occupation



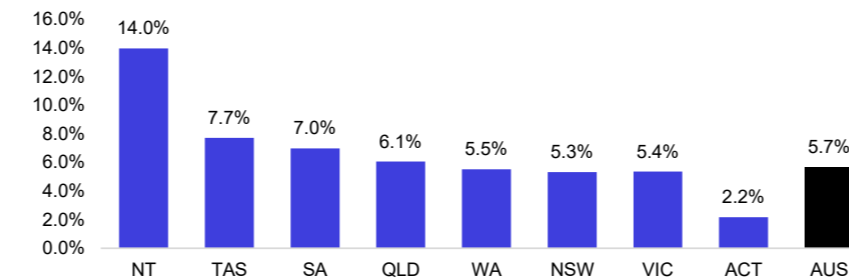
Source: Jobs and Skills Australia, Internet Vacancy Index, seasonally adjusted data, February-26

Unemployment rate




Source: ABS, Labour Force Survey, Detailed, seasonally adjusted data, February-26

% of 15-64 year olds* on job seeker income support payments



Source: Department of Social Services, JobSeeker and Youth Allowance (other) payment recipients, data.gov.au, February -26; ABS, Labour Force Survey, Detailed, MRM2, February -26

Online job advertisements by skill level



Source: Jobs and Skills Australia, Internet Vacancy Index, seasonally adjusted data, February-26

Notes: Data in the labour market summary table are seasonally adjusted data and MRM2 data (3MA) with the exception of the youth unemployment rate which are 12MA of MRM2 estimates *Job seeker payments include those who are in receipt of either JobSeeker (aged 22 and over but under the Age Pension qualifying age) or Youth Allowance (other) payments (those aged 16 to 21). The reporting population for income support payments has changed to include those who are suspended from payment, and those who are current but on zero rate of payment for JobSeeker payments and those who are suspended from payment for Youth Allowance. Note that not everyone in receipt of income support is on the caseload. Data are published on data.gov.au. For further information about the data, refer to the Employment Region Labour Market Dashboards data sources and quality document at jobsandskills.gov.au. For enquiries related to this dashboard, contact RegionalWorkforceAssessment@jobsandskills.gov.au.