

Labour Market Dashboard Northern Territory

Data current as at 26 March 2026

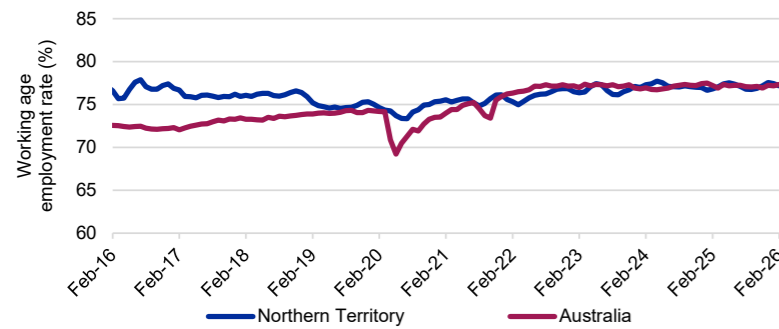
Refer to source notes for data reference periods

Labour market summary table											
	Working Age Employment Rate		Unemployment			Unemployment rate		Working Age Participation Rate		Youth unemployment rate	
	Feb-26 (%)	Feb-25 (%)	Feb-26 ('000)	Feb-25 ('000)	Change (%)	Feb-26 (%)	Feb-25 (%)	Feb-26 (%)	Feb-25 (%)	Feb-26 (%)	Feb-25 (%)
Northern Territory	77.2	76.8	7.6	6.3	21.2	5.0	4.2	81.1	80.4	9.9	10.2
Australia	77.3	77.2	659.1	611.5	7.8	4.3	4.1	80.9	80.5	10.2	9.0

Source: ABS, Labour Force Survey, Detailed seasonally adjusted and MRM2 (modelled estimates) data 3MA (month average), February-26 with the exception of the youth unemployment rate which are 12MA of MRM2 estimates

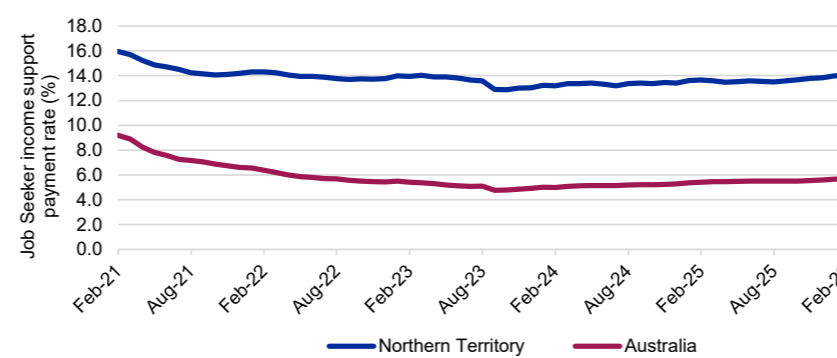
This Labour Market Dashboard provides a summary of the key indicators for the Northern Territory labour market. Dashboards for Australia and Employment Regions are also available.

Working age employment rate

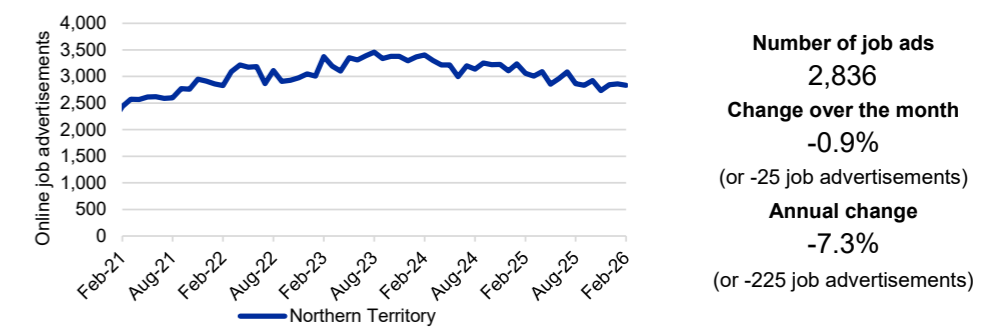


Source: ABS, Labour Force Survey, Detailed, seasonally adjusted & MRM2 data (3MA), February -26

% of 15-64 year olds* on job seeker income support payments

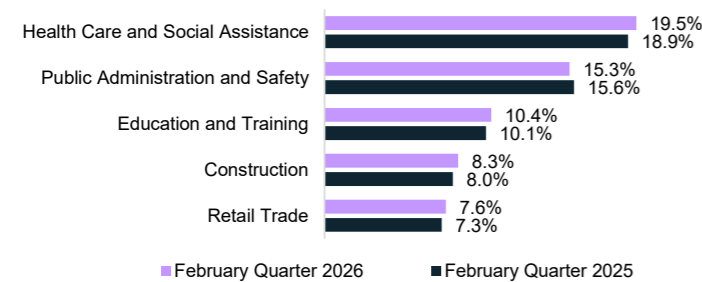


Online job advertisements



Source: Jobs and Skills Australia, Internet Vacancy Index, seasonally adjusted data, February-26

Largest employing industries

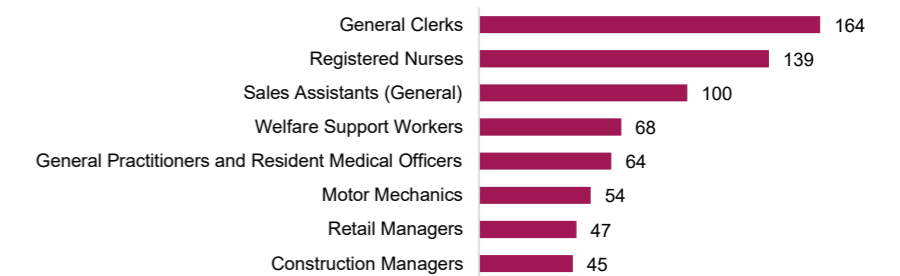


Source: ABS, Labour Force Survey, Detailed, February-26 quarter

Change in job seeker income support payments

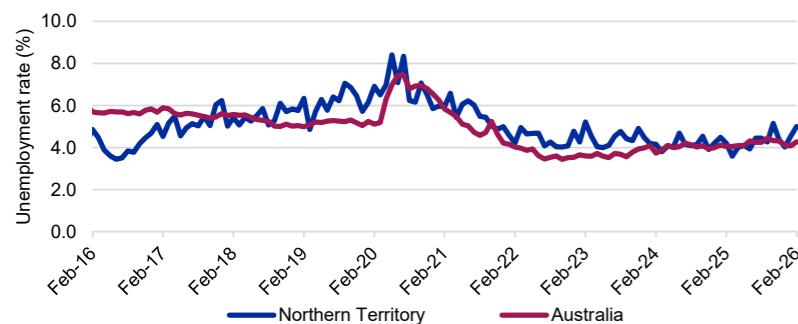
	Northern Territory	Australia
Payments - February 2025	24,350	967,130
Payments - February 2026	25,260	1,027,435
Change (February 2025 to February 2026)	↑ 910	↑ 60,305
Change % (February 2025 to February 2026)	↑ 3.7%	↑ 6.2%

Online job advertisements by occupation



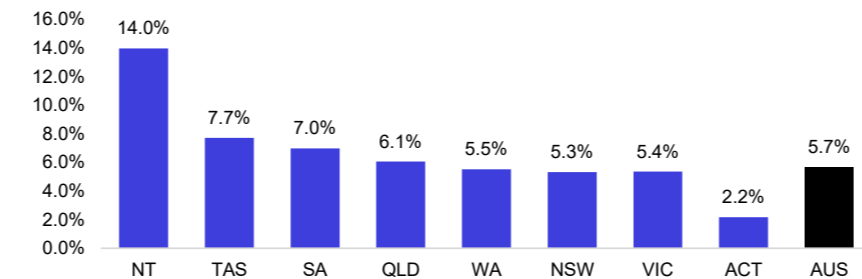
Source: Jobs and Skills Australia, Internet Vacancy Index, seasonally adjusted data, February-26

Unemployment rate



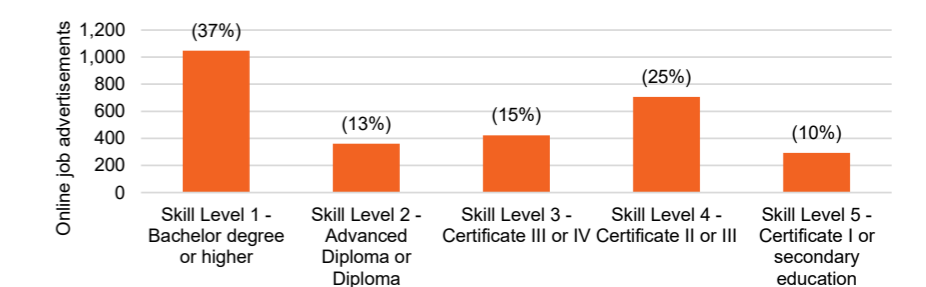
Source: ABS, Labour Force Survey, Detailed, seasonally adjusted data, February-26

% of 15-64 year olds* on job seeker income support payments



Source: Department of Social Services, JobSeeker and Youth Allowance (other) payment recipients, data.gov.au, February -26; ABS, Labour Force Survey, Detailed, MRM2, February -26

Online job advertisements by skill level



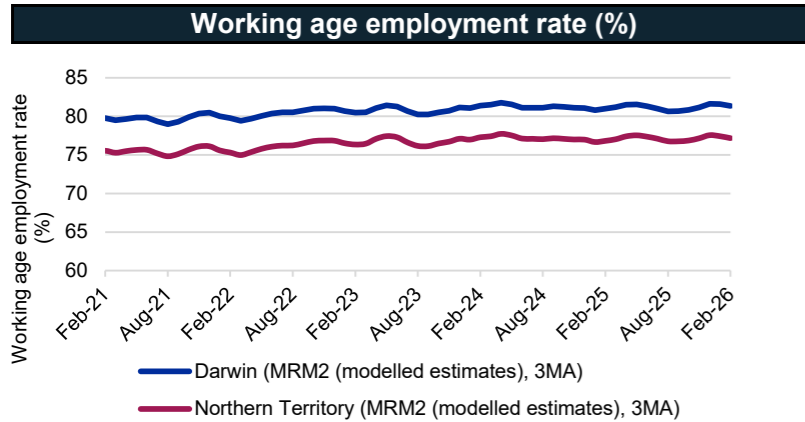
Source: Jobs and Skills Australia, Internet Vacancy Index, seasonally adjusted data, February-26

Notes: Data in the labour market summary table are seasonally adjusted data and MRM2 data (3MA) with the exception of the youth unemployment rate which are 12MA of MRM2 estimates *Job seeker payments include those who are in receipt of either JobSeeker (aged 22 and over but under the Age Pension qualifying age) or Youth Allowance (other) payments (those aged 16 to 21). The reporting population for income support payments has changed to include those who are suspended from payment, and those who are current but on zero rate of payment for JobSeeker payments and those who are suspended from payment for Youth Allowance. Note that not everyone in receipt of income support is on the caseload. Data are published on data.gov.au. For further information about the data, refer to the Employment Region Labour Market Dashboards data sources and quality document at jobsandskills.gov.au. For enquiries related to this dashboard, contact RegionalWorkforceAssessment@jobsandskills.gov.au.

This Labour Market Dashboard provides key indicators for the labour market by Employment Region and is updated monthly.

Labour market summary table											
	Working age employment rate*		Unemployment			Unemployment rate		Working age participation rate*		Youth unemployment rate*	
	Feb-26 (%)	Feb-25 (%)	Feb-26 ('000)	Feb-25 ('000)	Change (%)	Feb-26 (%)	Feb-25 (%)	Feb-26 (%)	Feb-25 (%)	Feb-26 (%)	Feb-25 (%)
Darwin	81.3	81.0	3.6	3.3	9.9	3.8	3.5	84.6	83.9	8.6	8.3
Northern Territory	77.2	76.8	7.6	6.3	21.2	5.0	4.2	81.1	80.4	9.9	10.2
Australia	77.3	77.2	659.1	611.5	7.8	4.3	4.1	80.9	80.5	10.2	9.0

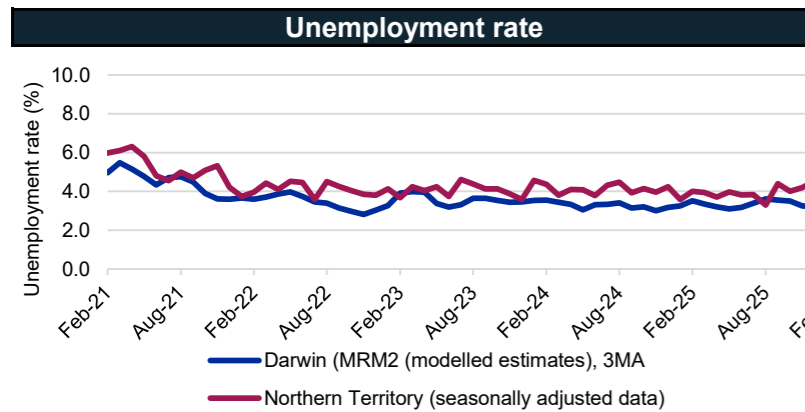
Source: ABS, Labour Force Survey, Detailed, seasonally adjusted data & MRM2 (modelled estimates), 3MA (month average) of estimates, February 2026, with the exception of youth unemployment rate which uses MRM2 12MA and seasonally adjusted data.



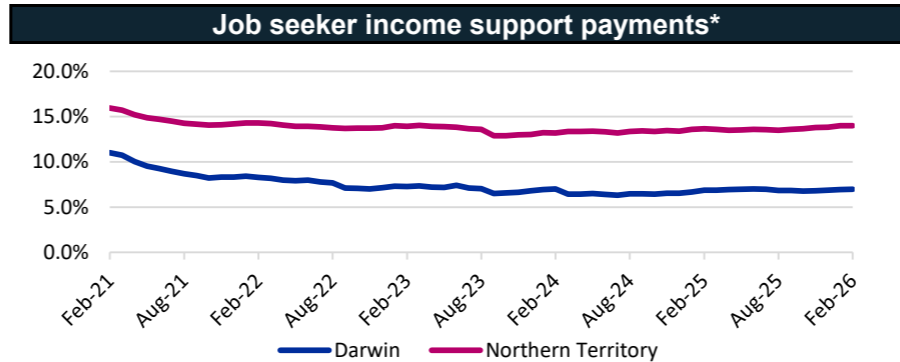
Source: ABS, Labour Force Survey, MRM2 (modelled estimates), 3MA, February 2026



Source: ABS, Labour Force Survey, Detailed, four quarter averages, February-26 quarter#



Source: ABS, Labour Force Survey, seasonally adjusted data & MRM2 (3MA), February 2026



Change in job seeker income support payments

	Darwin	Northern Territory
Payments - February 2025	7,255	24,350
Payments - February 2026	7,480	25,260
Change from February 2025 to February 2026	↑ 225	↑ 910
	↑ 3.1%	↑ 3.7%

% of 15-64 year olds** on job seeker income support

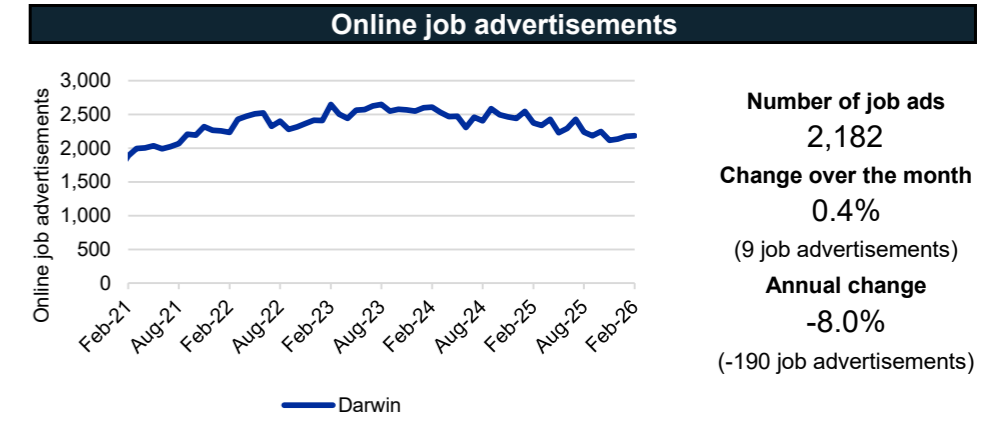
	total persons on job seeker income support	% of 15-64 year olds on job seeker income support
Darwin	7,480	7.0%
Northern Territory	25,260	14.0%
Australia	1,027,435	5.7%

Source: Department of Social Services, JobSeeker and Youth Allowance (other) payment recipients, February 2026; ABS, Labour Force Survey, MRM2, 3MA, February 2026

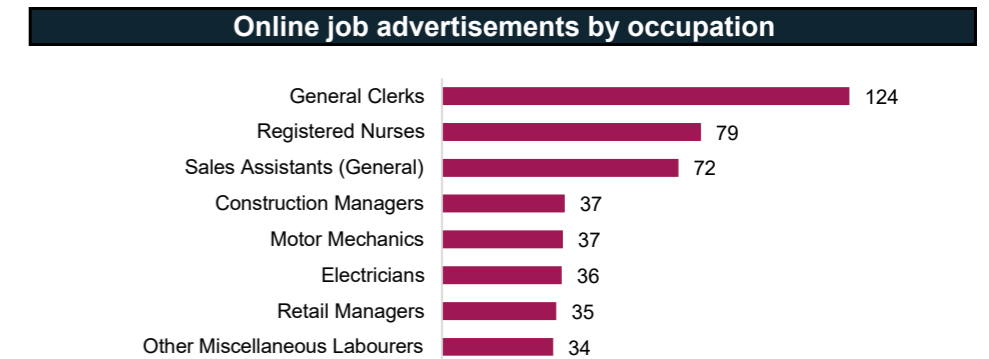
LGA's with highest unemployment rates (%)

Local Government Area (LGA)	Sep-25	Sep-24
Palmerston	3.7	4.2
Darwin	3.0	3.0
Alice Springs	1.7	1.8

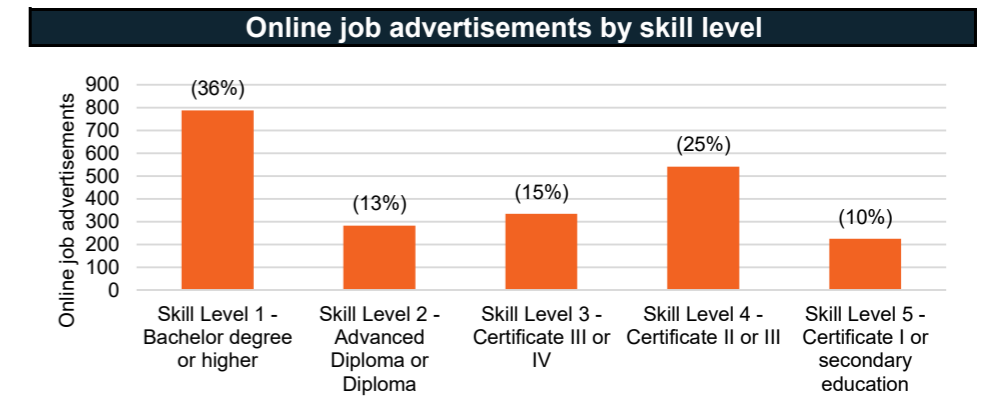
For more insights, access SALM data via dewr.gov.au. Source: Department of Employment and Workplace Relations, Small Area Labour Markets, smoothed data, September-25 quarter



Source: Jobs and Skills Australia, Internet Vacancy Index, seasonally adjusted data, February 2026



Source: Jobs and Skills Australia, Internet Vacancy Index, 3MA of original data, February 2026



Source: Jobs and Skills Australia, Internet Vacancy Index, seasonally adjusted data, February 2026

Note: Data are not readily available by Employment Region. ABS modelled estimates are based on the Darwin SA4. While this is the best fit available, it is only a fair proxy for the Employment Region so caution should be used interpreting results. The Internet Vacancy Index (IVI) and income support data are apportioned to Employment Regions using an SA2 based concordance. *Job seeker payments include those who are in receipt of either JobSeeker (aged 22 and over but under the Age Pension qualifying age) or Youth Allowance (other) payments (those aged 16 to 21). The reporting population for income support payments has changed to include those who are suspended from payment, and those who are current but on zero rate of payment for JobSeeker payments and those who are suspended from payment for Youth Allowance. Note that not everyone in receipt of income support is on the caseload. Data are published on data.gov.au.

#Given the volatility of the underlying data, industry employment proportions should be treated with a high degree of caution, particularly change over the year figures.