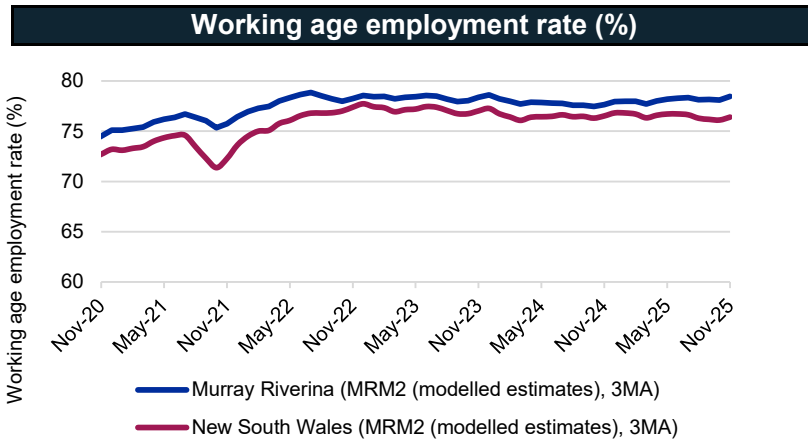


This **Labour Market Dashboard** provides key indicators for the labour market by Employment Region and is updated monthly.

Labour market summary table											
	Working age employment rate*		Unemployment			Unemployment rate		Working age participation rate*		Youth unemployment rate*	
	Nov-25 ('000)	Nov-24 ('000)	Nov-25 ('000)	Nov-24 ('000)	Change (%)	Nov-25 (%)	Nov-24 (%)	Nov-25 (%)	Nov-24 (%)	Nov-25 (%)	Nov-24 (%)
Murray Riverina	78.5	77.7	5.7	5.5	2.8	3.7	3.6	81.7	80.8	8.4	8.0
New South Wales	76.4	76.5	180.3	183.8	-1.9	3.9	3.9	79.7	79.6	9.3	9.0
Australia	76.9	77.2	662.3	593.2	11.7	4.3	3.9	80.5	80.4	10.2	8.7

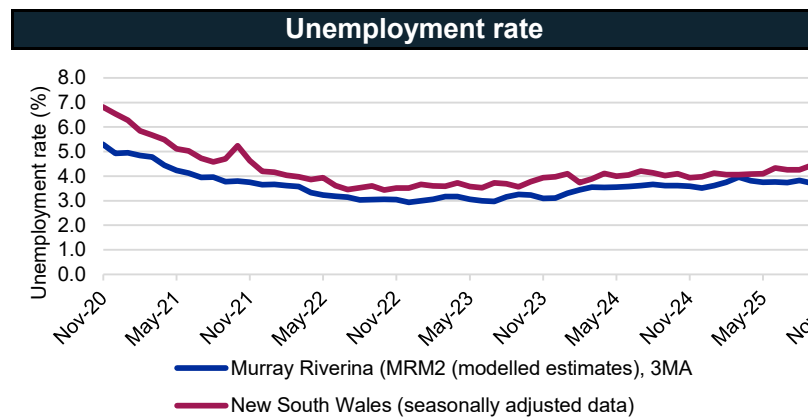
Source: ABS, Labour Force Survey, Detailed,seasonally adjusted data & MRM2 (modelled estimates), 3MA (month average) of estimates, November-25, with the exception of youth unemployment rate which uses MRM2 12MA and seasonally adjusted data.



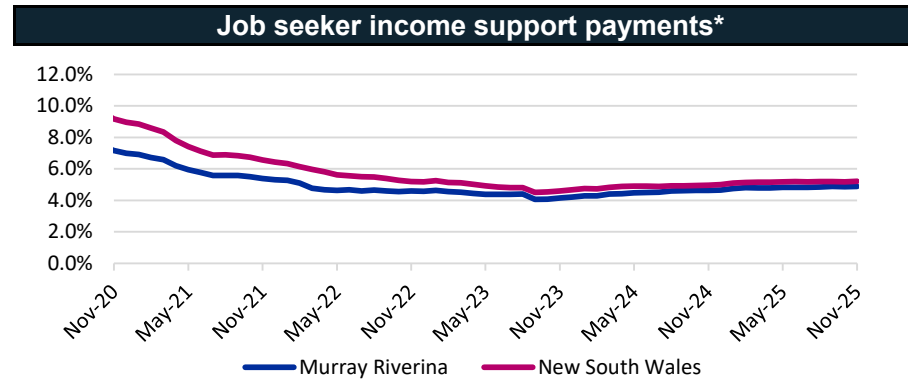
Source: ABS, Labour Force Survey, MRM2 (modelled estimates), 3MA, November-25



Source: ABS, Labour Force Survey, Detailed, four quarter averages, August-25 quarter[#]



Source: ABS, Labour Force Survey, seasonally adjusted data & MRM2 (3MA), November-25



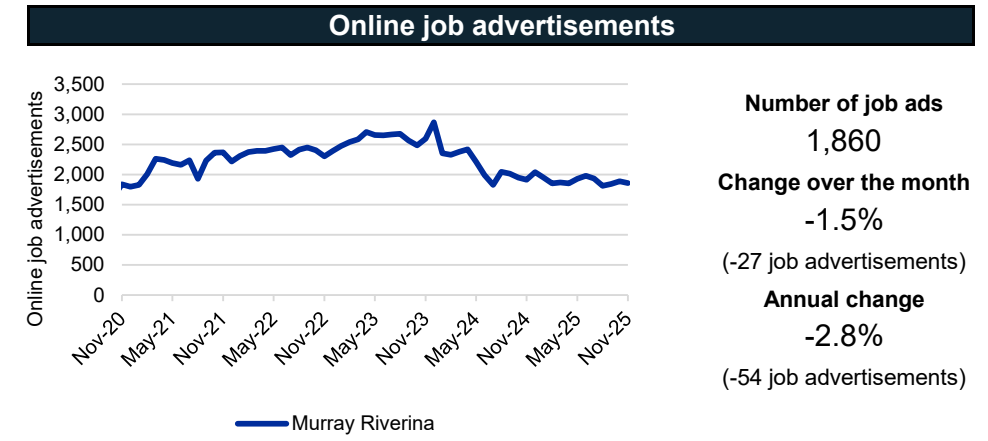
Change in job seeker income support payments		
	Murray Riverina	New South Wales
Payments - November 2024	8,025	266,405
Payments - November 2025	8,435	283,500
Change from November 2024 to November 2025	↑ 410	↑ 17,095
	↑ 5.1%	↑ 6.4%

% of 15-64 year olds**on job seeker income support payments		
	total persons on job seeker income support	% of 15-64 year olds on job seeker income support
Murray Riverina	8,435	4.9%
New South Wales	283,500	5.2%
Australia	999,280	5.5%

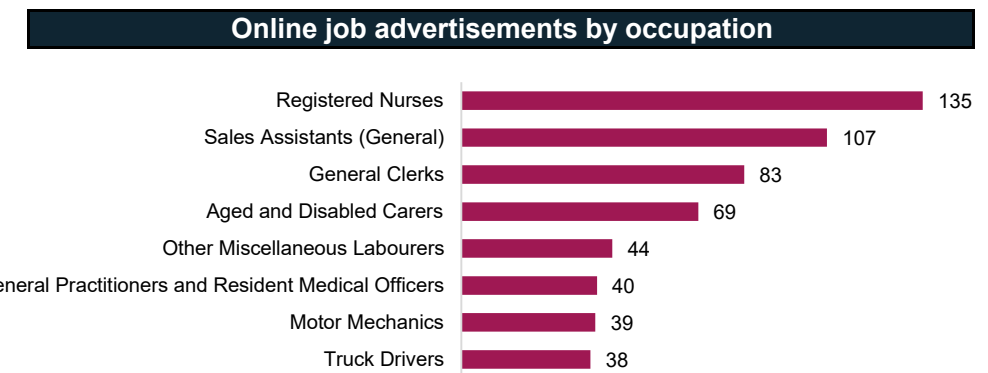
Source: Department of Social Services, JobSeeker and Youth Allowance (other) payment recipients, November-25; ABS, Labour Force Survey, MRM2, 3MA, November-25

LGAs with highest unemployment rates (%)		
Local Government Area (LGA)	Jun-25	Jun-24
Narrandera	6.7	4.5
Albury	4.7	4.4
Wentworth	4.7	4.7
Edward River	4.5	4.6
Wagga Wagga	4.1	2.6

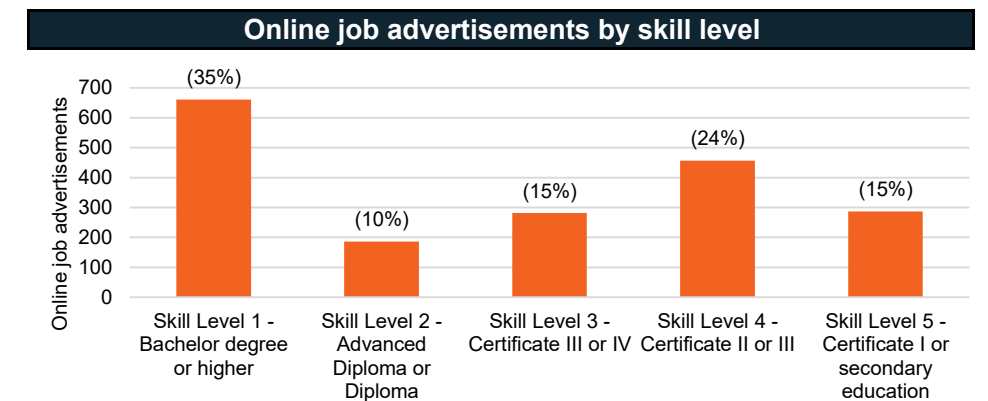
For more insights, access SALM data via dewr.gov.au. Source: Deparment of Employment and Workplace Relations, Small Area Labour Markets, smoothed data, June-25 quarter



Source: Jobs and Skills Australia, Internet Vacancy Index, seasonally adjusted data, November-25



Source: Jobs and Skills Australia, Internet Vacancy Index, 3MA of original data, November-25



Source: Jobs and Skills Australia, Internet Vacancy Index, seasonally adjusted data, November-25

Note: Data are not readily available by Employment Region. ABS modelled estimates are based on the Murray; and Riverina SA4. The Internet Vacancy Index (IVI) and income support data are apportioned to Employment Regions using an SA2 based concordance. *Job seeker payments include those who are in receipt of either JobSeeker (aged 22 and over but under the Age Pension qualifying age) or Youth Allowance (other) payments (those aged 16 to 21). The reporting population for income support payments has changed to include those who are suspended from payment, and those who are current but on zero rate of payment for JobSeeker payments and those who are suspended from payment for Youth Allowance. Note that not everyone in receipt of income support is on the caseload. Data are published on data.gov.au.

[#]Given the volatility of the underlying data, industry employment porportions should be treated with a high degree of caution, particularly change over the year figures.