

Somerset

Release date: 15 October 2025

This snapshot provides information about trends in employers' recruitment experiences and future staffing outlook. Information on this page is sourced from the online job advertisements measured by the Internet Vacancy Index (IVI).

Internet vacancies, headline figures, Somerset ER, August 2025

Job advertisement count

16,532

seasonally adjusted count

Change over the month

↓ -4.8%

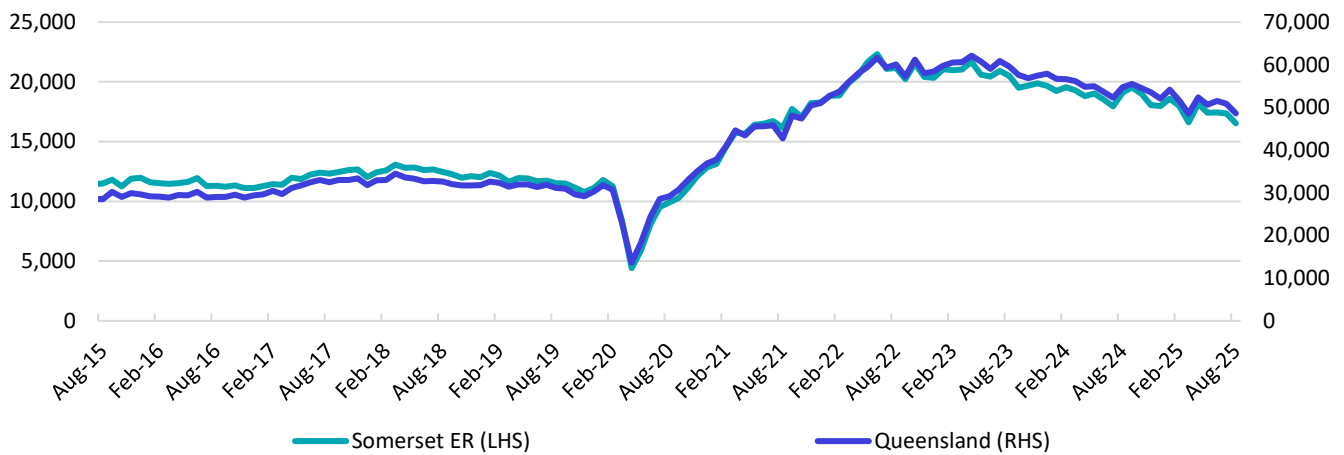
(or -833 job advertisements)

Change since Aug-24

↓ -13.4%

(or -2,565 job advertisements)

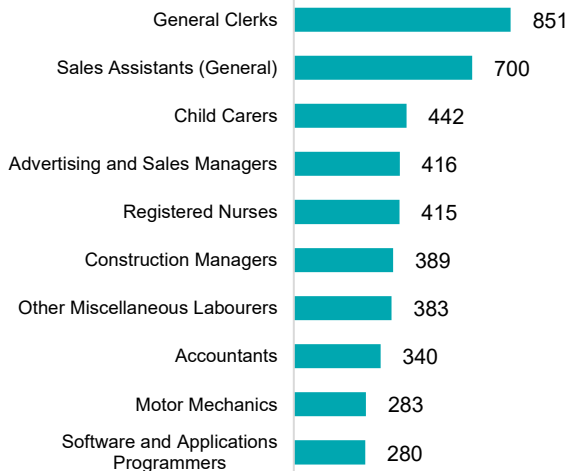
Number of online job advertisements over the ten years to August 2025



Source: Jobs and Skills Australia (JSA), Internet Vacancy Index, seasonally adjusted data, August 2025

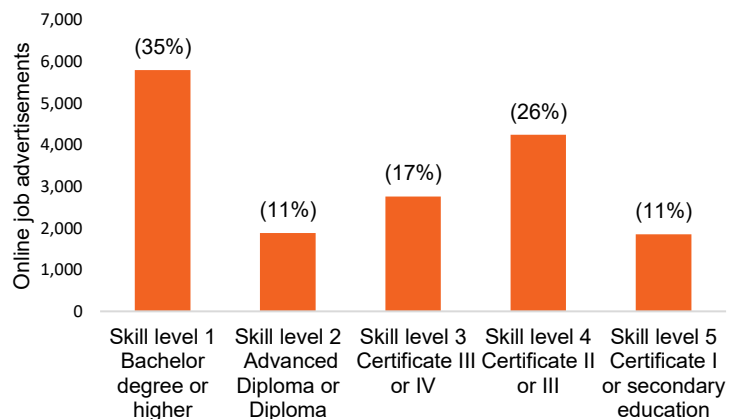
Top 10 occupations recruited for

Number of job ads online



Job demand by skill level

Proportion of job ads



Source: JSA, Internet Vacancy Index, three month averages, Aug-2025

Source: JSA, Internet Vacancy Index, seasonally adjusted data, Aug-2025

Insights from the Recruitment Experiences and Outlook Survey

Somerset

Information on this page is based on the Recruitment Experiences and Outlook Survey, which is an ongoing survey of employers across Australia run by JSA. The survey collects insights on a range of topics, including recruitment activity, recruitment difficulty and employers' future staffing expectations. Data are for the year to August 2025, unless otherwise indicated.

Recruitment activity and experiences

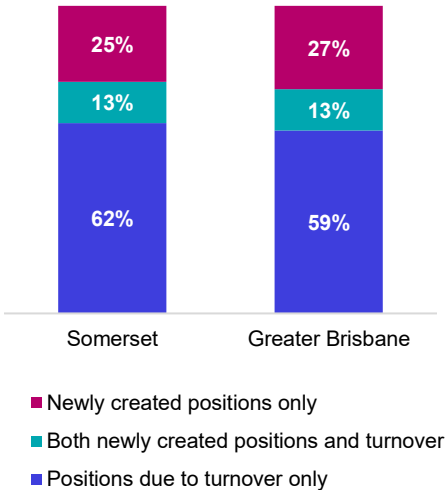
In Somerset, there were 400 responding employers in the 12 months to August 2025, of whom 54% were recruiting or had recruited in the past month. Of these recruiting businesses, 44% had difficulty recruiting. By comparison, 53% of employers were recruiting in Greater Brisbane over the same period, of whom 49% had difficulty recruiting.

Employers in Somerset were most likely to report the following reasons for recruitment difficulty:

- Lack of suitable applicants
- Applicants lack experience
- Undesirable working conditions/hours
- Applicants lack technical skills.

A chart showing reasons for recruitment for Somerset and Greater Brisbane is included to the right.

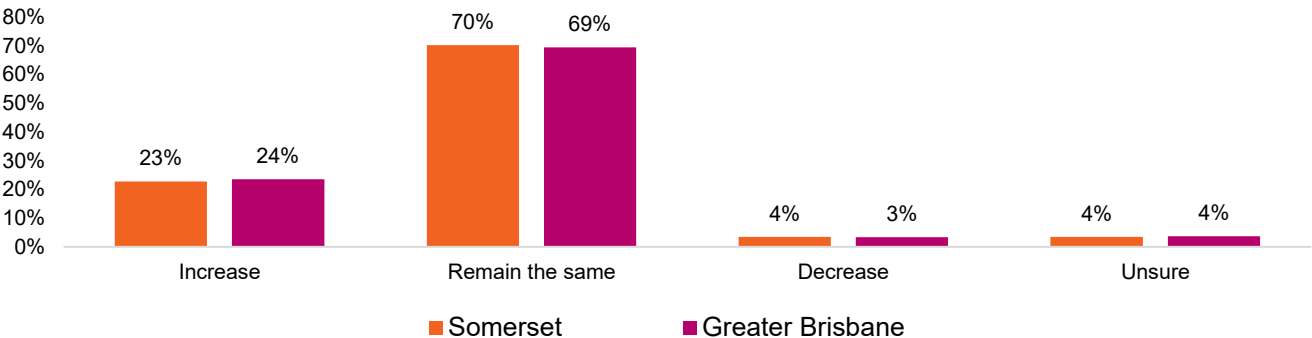
Reasons for recruitment



Staffing outlook for coming months

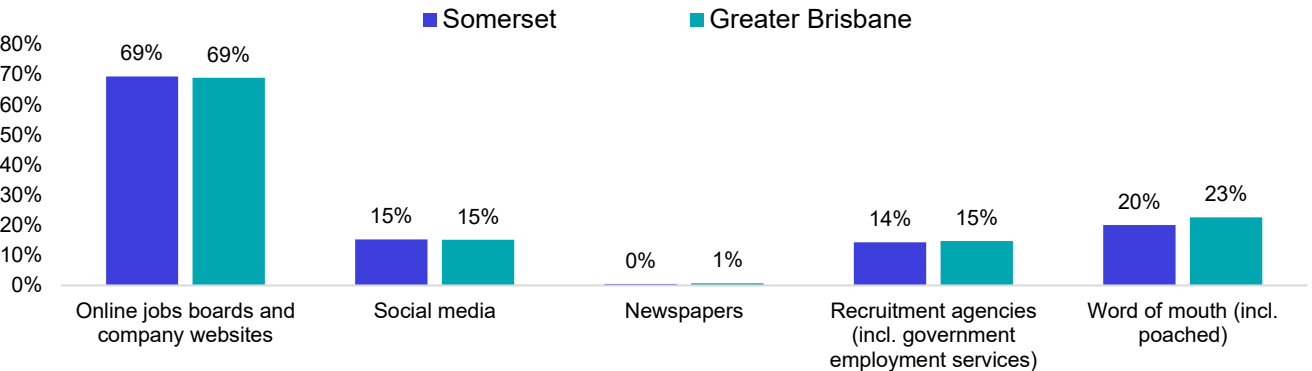
proportion of employers

Employers' staffing expectations



Recruitment methods

proportion of employers who were recruiting



Note: employers can select multiple methods of recruitment.

Due to small sample sizes for regional data, caution should be exercised interpreting these results. Unweighted data are used for Somerset, while weighted data are used for Greater Brisbane. Number of responses for each item varies depending on whether employers recruited or not. Reasons for recruitment difficulty data are only available for employers who have completed recruitment.