

## Northern Territory

Release date: 15 October 2025

This snapshot provides information about trends in employers' recruitment experiences and future staffing outlook. Information on this page is sourced from the online job advertisements measured by the Internet Vacancy Index (IVI).

### Internet vacancies, headline figures, Northern Territory, August 2025

#### Job advertisement count

2,868

seasonally adjusted count

#### Change over the month

↓ -6.4%

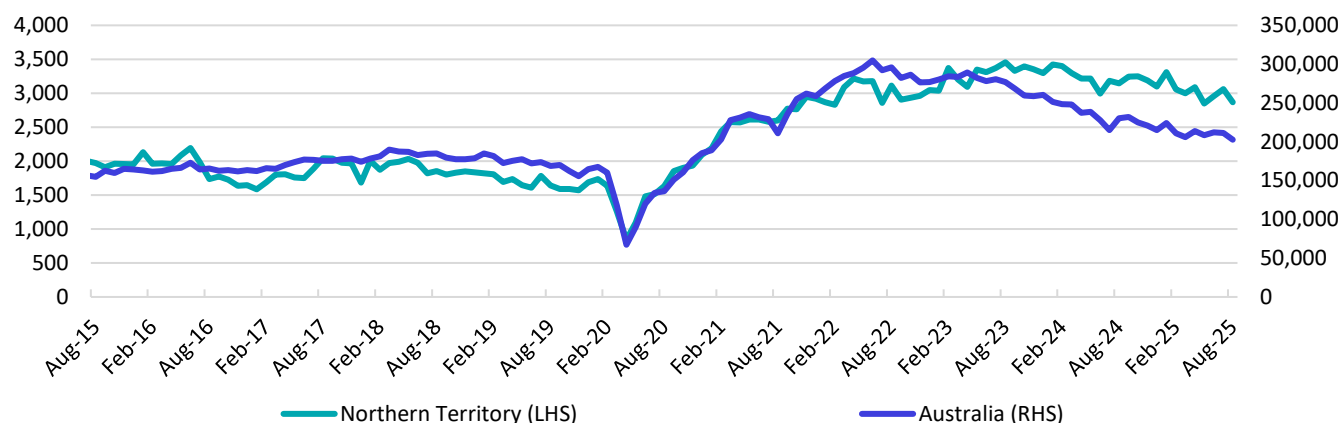
(or -195 job advertisements)

#### Change since Aug-24

↓ -8.9%

(or -279 job advertisements)

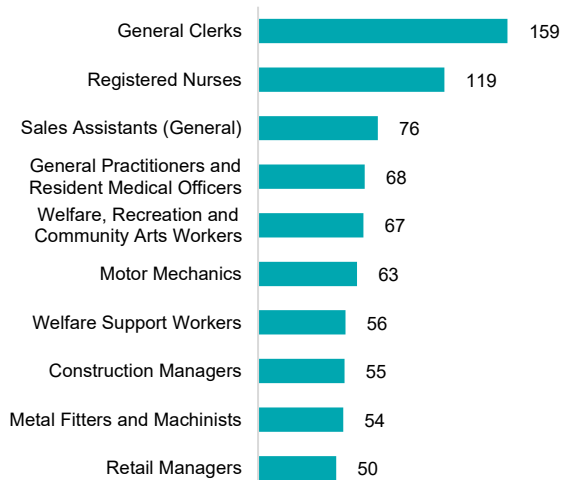
### Number of online job advertisements over the ten years to August 2025



Source: Jobs and Skills Australia (JSA), Internet Vacancy Index (IVI), seasonally adjusted data, August 2025

### Top 10 occupations recruited for

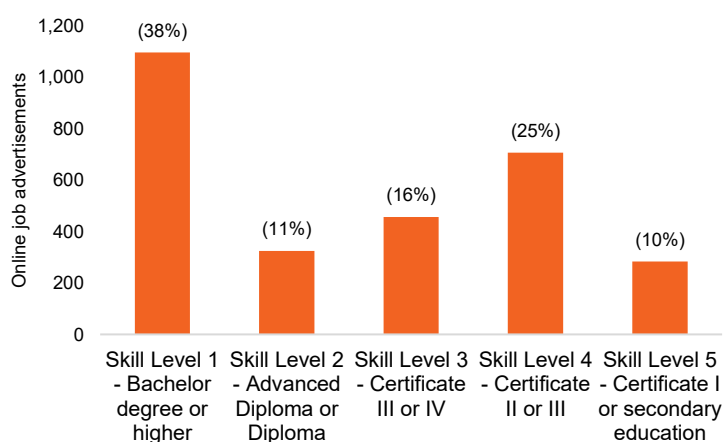
Number of job ads online



Source: JSA, IVI, seasonally adjusted data, Aug-2025

### Job demand by skill level

Proportion of job ads



Source: JSA, IVI, seasonally adjusted data, Aug-2025

# Insights from the Recruitment Experiences and Outlook Survey

## Northern Territory

Information on this page is based on the Recruitment Experiences and Outlook Survey, which is an ongoing survey of employers across Australia run by JSA. The survey collects insights on a range of topics, including recruitment activity, recruitment difficulty and employers' future staffing expectations. Data are for the year to February 2025, unless otherwise indicated.

### Recruitment activity and experiences

In Northern Territory, there were 306 responding employers in the 12 months to August 2025, of whom 64% were recruiting or had recruited over the past month. Of these recruiting businesses, 60% had difficulty recruiting. By comparison, 46% of employers were recruiting in Australia over the same period, of whom 47% had difficulty recruiting.

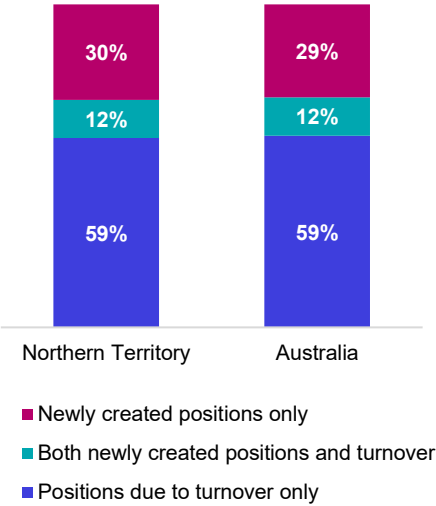
Employers in Northern Territory were most likely to report the following reasons for recruitment difficulty:

- Location, eg remote or regional
- Lack of suitable applicants
- Applicants lack technical skills
- Applicants lack experience.

A chart showing reasons for recruitment for Northern Territory and Australia is included to the right.

Note: employers can select multiple reasons for recruitment difficulty.

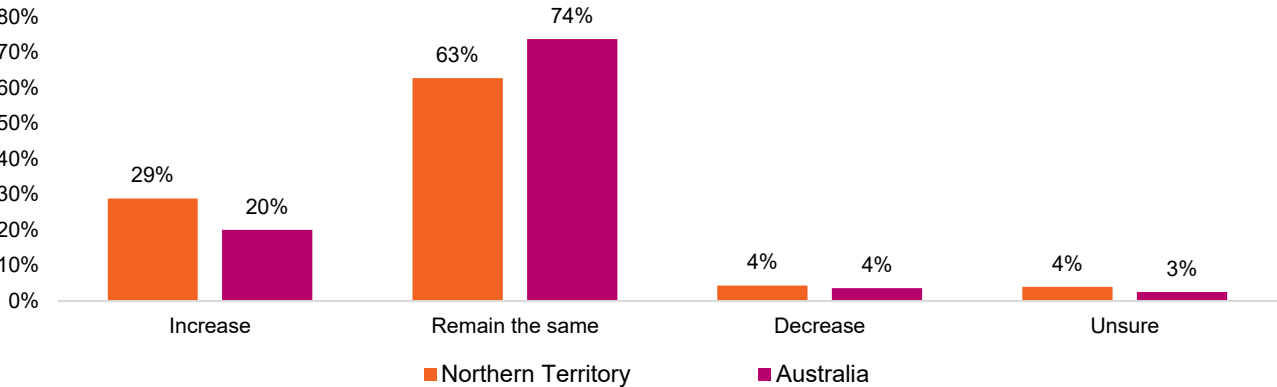
#### Reasons for recruitment



### Staffing outlook for coming months

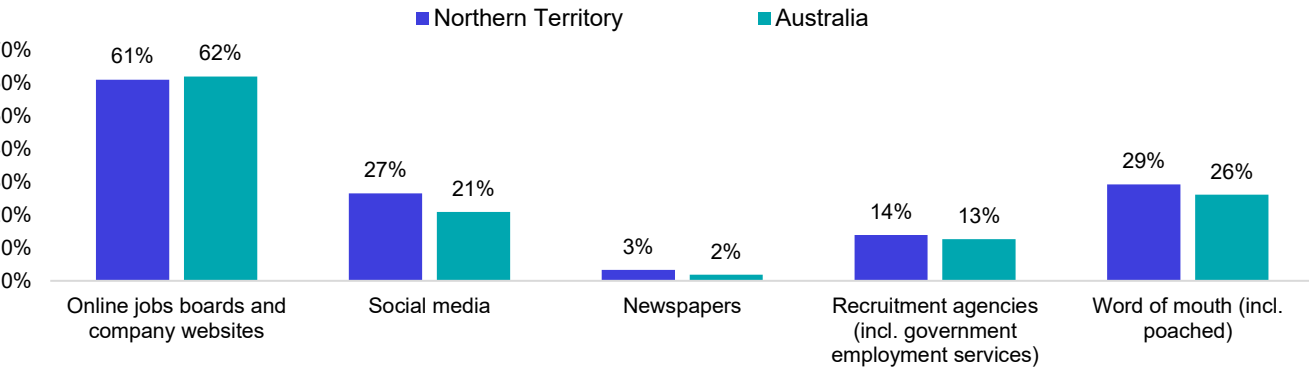
proportion of employers

#### Employers' staffing expectations



### Recruitment methods

proportion of employers who were recruiting



Note: employers can select multiple methods of recruitment.

Due to small sample sizes for data for the territories, caution should be exercised interpreting these results. Weighted data are used for Northern Territory and Australia. Number of responses for each item varies depending on whether employers recruited or not. Reasons for recruitment difficulty data are only available for employers who have completed recruitment.