

Murray Riverina

Release date: 15 October 2025

This snapshot provides information about trends in employers' recruitment experiences and future staffing outlook. Information on this page is sourced from the online job advertisements measured by the Internet Vacancy Index (IVI).

Internet vacancies, headline figures, Murray Riverina ER, August 2025

Job advertisement count

1,802

seasonally adjusted count

Change over the month

↓ -6.9%

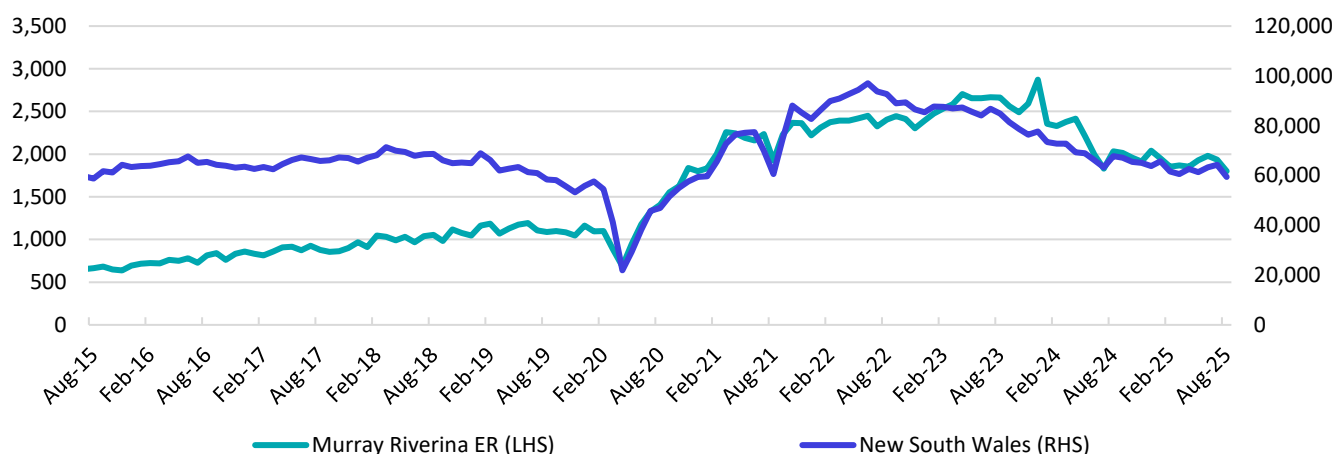
(or -133 job advertisements)

Change since Aug-24

↓ -11.3%

(or -230 job advertisements)

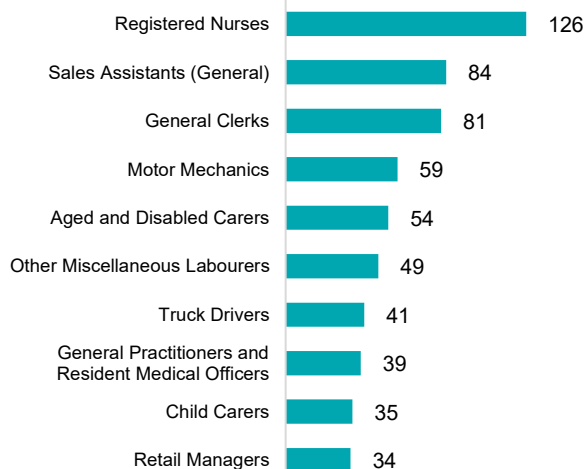
Number of online job advertisements over the ten years to August 2025



Source: Jobs and Skills Australia (JSA), Internet Vacancy Index, seasonally adjusted data, August 2025

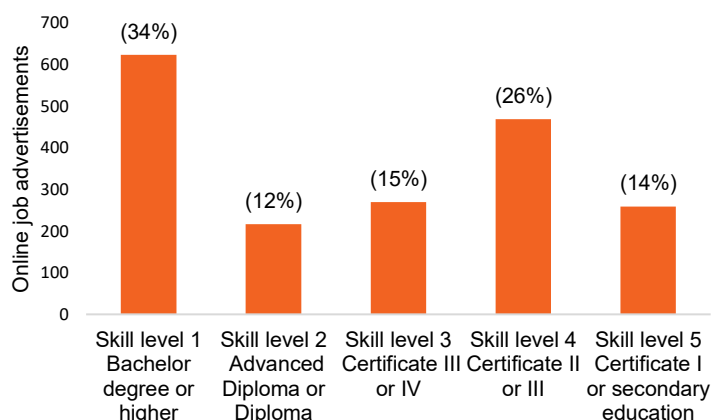
Top 10 occupations recruited for

Number of job ads online



Job demand by skill level

Proportion of job ads



Source: JSA, Internet Vacancy Index, three month averages, Aug-2025

Source: JSA, Internet Vacancy Index, seasonally adjusted data, Aug-2025

Insights from the Recruitment Experiences and Outlook Survey

Murray Riverina

Information on this page is based on the Recruitment Experiences and Outlook Survey, which is an ongoing survey of employers across Australia run by JSA. The survey collects insights on a range of topics, including recruitment activity, recruitment difficulty and employers' future staffing expectations. Data are for the year to August 2025, unless otherwise indicated.

Recruitment activity and experiences

In Murray Riverina, there were 99 responding employers in the 12 months to August 2025, of whom 67% were recruiting or had recruited in the past month. Of these recruiting businesses, 61% had difficulty recruiting. By comparison, 49% of employers were recruiting in Rest of NSW over the same period, of whom 50% had difficulty recruiting.

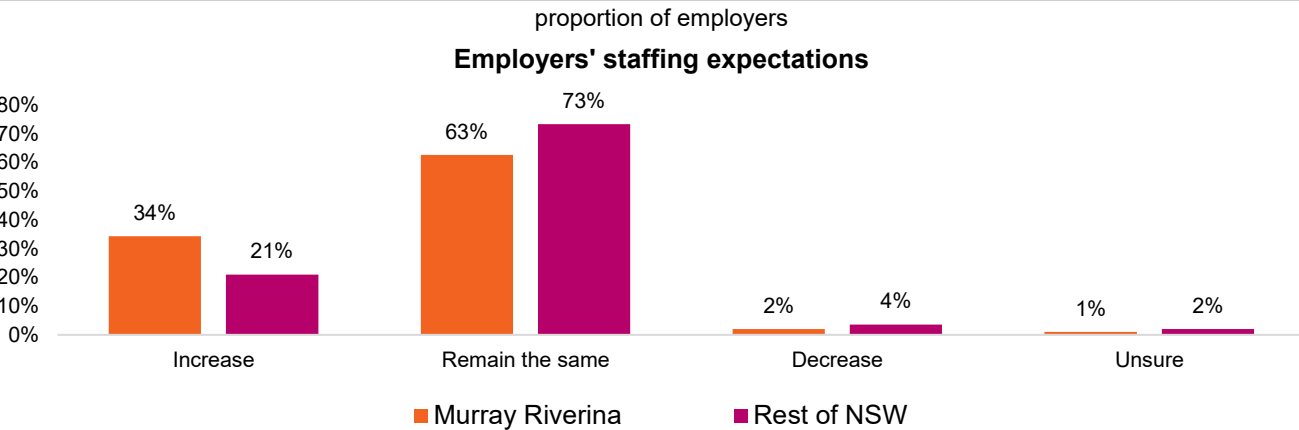
Employers in Murray Riverina were most likely to report the following reasons for recruitment difficulty:

- Lack of suitable applicants
- Location, eg remote or regional
- Lack of applicants
- Undesirable working conditions/hours.

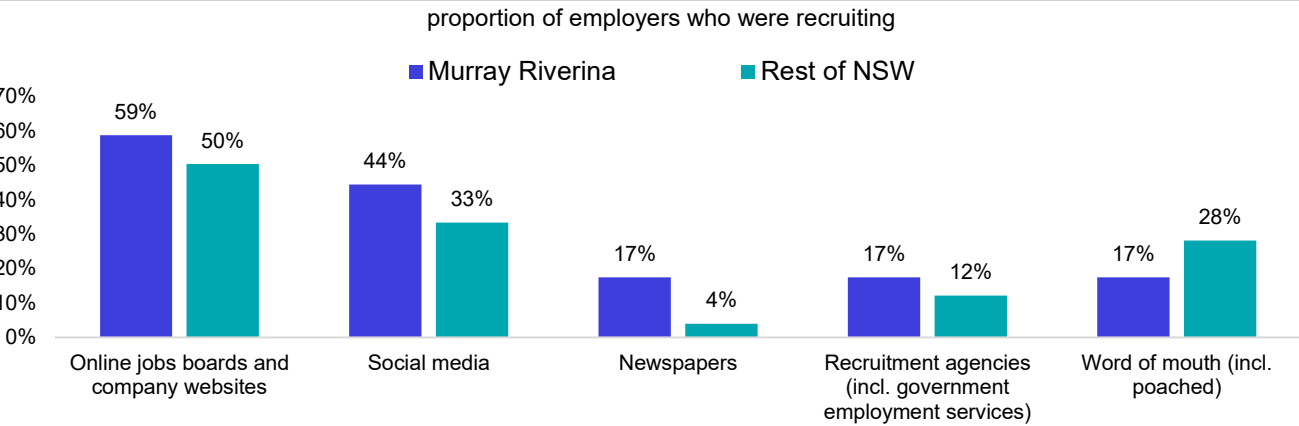
A chart showing reasons for recruitment for Murray Riverina and Rest of NSW is included to the right.



Staffing outlook for coming months



Recruitment methods



Note: employers can select multiple methods of recruitment.

Due to small sample sizes for regional data, caution should be exercised interpreting these results. Unweighted data are used for Murray Riverina, while weighted data are used for Rest of NSW. Number of responses for each item varies depending on whether employers recruited or not. Reasons for recruitment difficulty data are only available for employers who have completed recruitment.