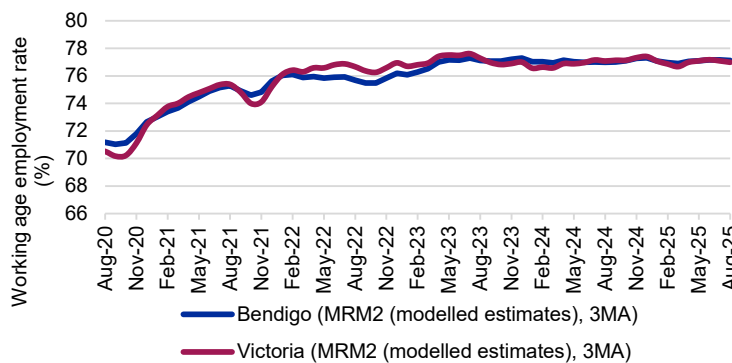


This **Labour Market Dashboard** provides key indicators for the labour market by Employment Region and is updated monthly.

Labour market summary table											
	Working age employment rate*		Unemployment			Unemployment rate		Working age participation rate*		Youth unemployment rate*	
	Aug-25 ('000)	Aug-24 ('000)	Aug-25 ('000)	Aug-24 ('000)	Change (%)	Aug-25 (%)	Aug-24 (%)	Aug-25 (%)	Aug-24 (%)	Aug-25 (%)	Aug-24 (%)
Bendigo	77.1	77.0	2.9	2.9	0.3	3.2	3.3	79.7	79.7	7.2	7.9
Victoria	77.0	77.1	174.0	175.8	-1.0	4.4	4.5	80.5	80.7	10.6	10.5
Australia	77.1	77.2	647.4	619.3	4.5	4.2	4.1	80.6	80.6	9.7	9.9

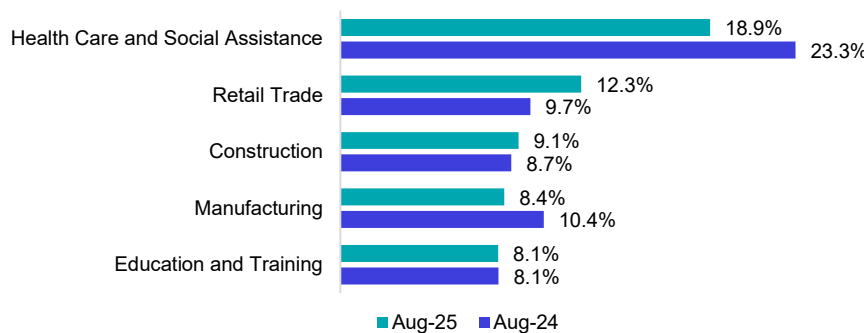
Source: ABS, Labour Force Survey, Detailed,seasonally adjusted data & MRM2 (modelled estimates), 3MA (month average) of estimates, August-25, with the exception of youth unemployment rate which uses MRM2 12MA and seasonally adjusted data.

Working age employment rate (%)



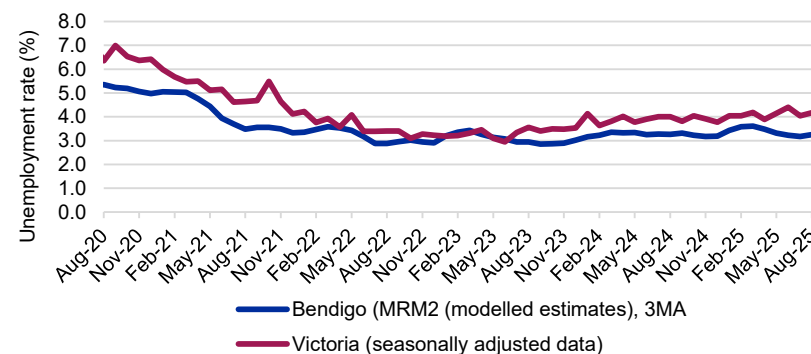
Source: ABS, Labour Force Survey, MRM2 (modelled estimates), 3MA, August-25

Largest employing industries



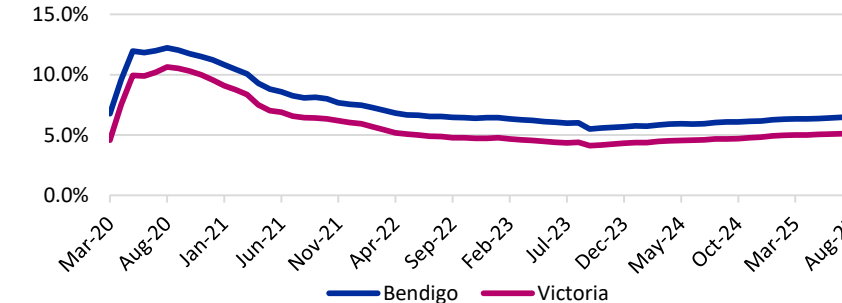
Source: ABS, Labour Force Survey, Detailed, four quarter averages, August-25 quarter[#]

Unemployment rate



Source: ABS, Labour Force Survey, seasonally adjusted data & MRM2 (3MA), August-25

Job seeker income support payments*



	Bendigo	Victoria
Payments - August 2024	6,195	213,290
Payments - August 2025	6,675	238,725
Change from August 2024 to August 2025	↑ 480	↑ 25,435
	↑ 7.7%	↑ 11.9%

% of 15-64 year olds**on job seeker income support payments

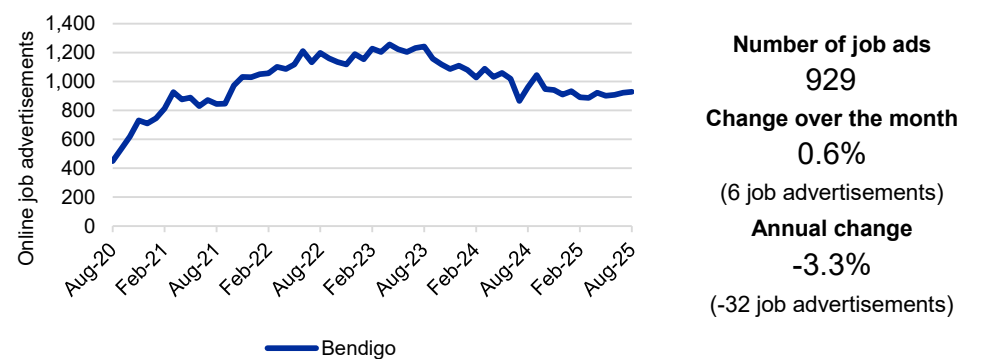
	total persons on job seeker income support	% of 15-64 year olds on job seeker income support
Bendigo	6,675	6.5%
Victoria	238,725	5.1%
Australia	988,365	5.5%

Source: Department of Social Services, JobSeeker and Youth Allowance (other) payment recipients, August-25; ABS, Labour Force Survey, MRM2, 3MA, August-25

LGAs with highest unemployment rates (%)		
Local Government Area (LGA)	Jun-25	Jun-24
Loddon	5.3	4.1
Greater Bendigo	4.1	3.1
Mount Alexander	3.2	2.3
Macedon Ranges	1.9	1.5

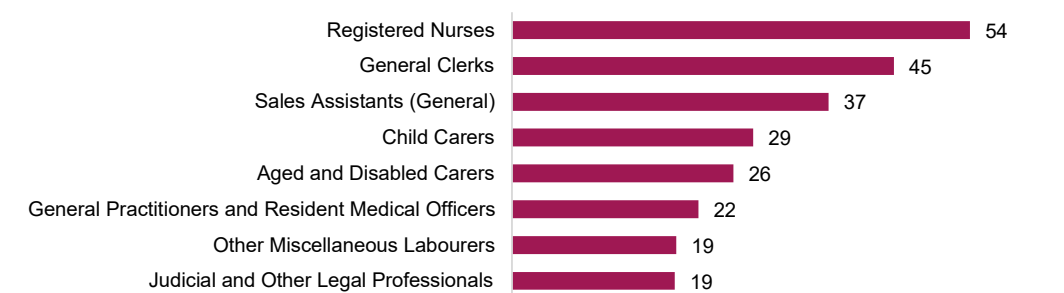
For more insights, access SALM data via dewr.gov.au. Source: Department of Employment and Workplace Relations, Small Area Labour Markets, smoothed data, June-25 quarter

Online job advertisements




Source: Jobs and Skills Australia, Internet Vacancy Index, seasonally adjusted data, August-25

Online job advertisements by occupation



Source: Jobs and Skills Australia, Internet Vacancy Index, 3MA of original data, August-25

Online job advertisements by skill level



Source: Jobs and Skills Australia, Internet Vacancy Index, seasonally adjusted data, August-25

Note: Data are not readily available by Employment Region. ABS modelled estimates are based on the Bendigo SA4. The Internet Vacancy Index (IVI) and income support data are apportioned to Employment Regions using an SA2 based concordance. *Job seeker payments include those who are in receipt of either JobSeeker (aged 22 and over but under the Age Pension qualifying age) or Youth Allowance (other) payments (those aged 16 to 21). The reporting population for income support payments has changed to include those who are suspended from payment, and those who are current but on zero rate of payment for JobSeeker payments and those who are suspended from payment for Youth Allowance. Note that not everyone in receipt of income support is on the caseload. Data are published on data.gov.au.
[#]Given the volatility of the underlying data, industry employment proportions should be treated with a high degree of caution, particularly change over the year figures.