

Labour Market Dashboard
South Australia

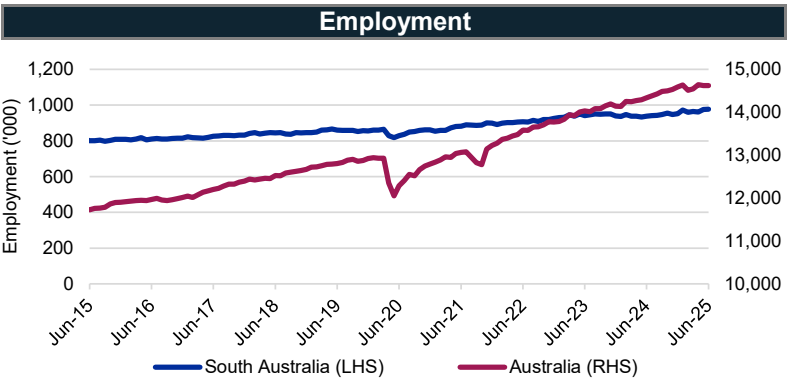
Data current as at 24 July 2025

Refer to source notes for data reference periods

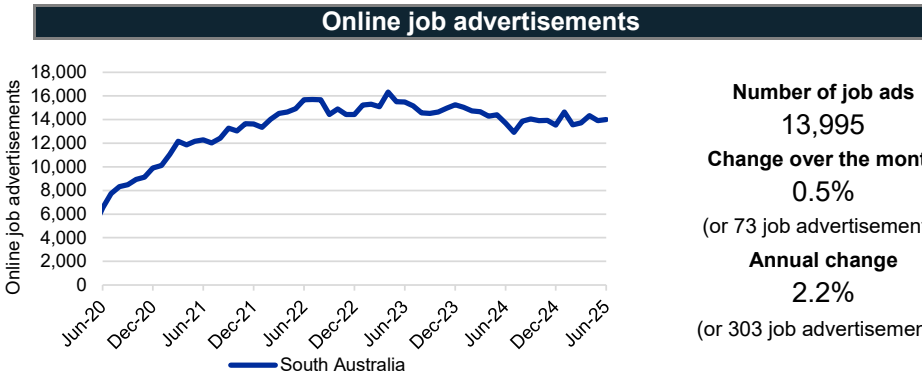
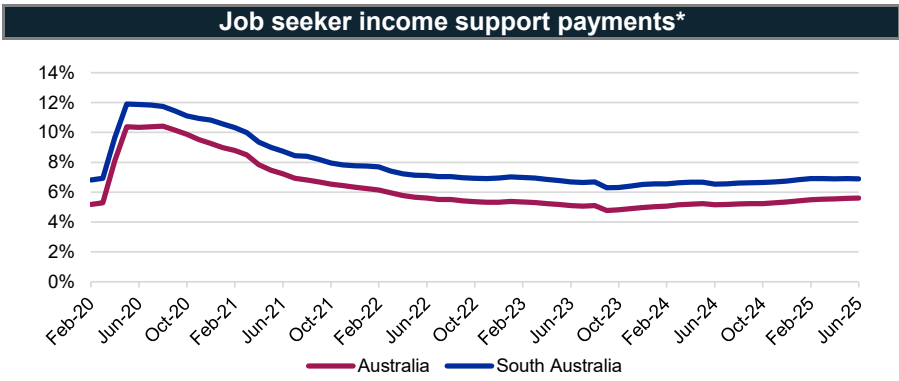
This Labour Market Dashboard provides a summary of the key indicators for the South Australian labour market. Dashboards for Australia and Employment Regions are also available.

| Labour market summary table | | | | | | | | | | | | |
|-----------------------------|---------------|---------------|------------|---------------|---------------|------------|-------------------|------------|--------------------|------------|-------------------------|------------|
| | Employment | | | Unemployment | | | Unemployment rate | | Participation rate | | Youth unemployment rate | |
| | Jun-25 ('000) | Jun-24 ('000) | Change (%) | Jun-25 ('000) | Jun-24 ('000) | Change (%) | Jun-25 (%) | Jun-24 (%) | Jun-25 (%) | Jun-24 (%) | Jun-25 (%) | Jun-24 (%) |
| South Australia | 977.0 | 940.6 | 3.9 | 44.5 | 37.2 | 19.6 | 4.4 | 3.8 | 64.3 | 62.4 | 9.6 | 9.3 |
| Australia | 14,619.3 | 14,333.0 | 2.0 | 659.6 | 601.9 | 9.6 | 4.3 | 4.0 | 67.1 | 66.8 | 10.4 | 9.5 |

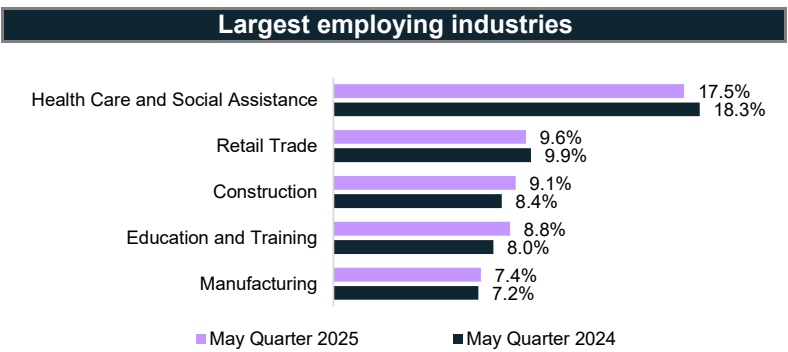
Source: ABS, Labour Force Survey, seasonally adjusted data, June-25, except for the youth unemployment rate, which is a 12-month average of the original estimates from the Labour Force Survey



Source: ABS, Labour Force Survey, seasonally adjusted data, June-25

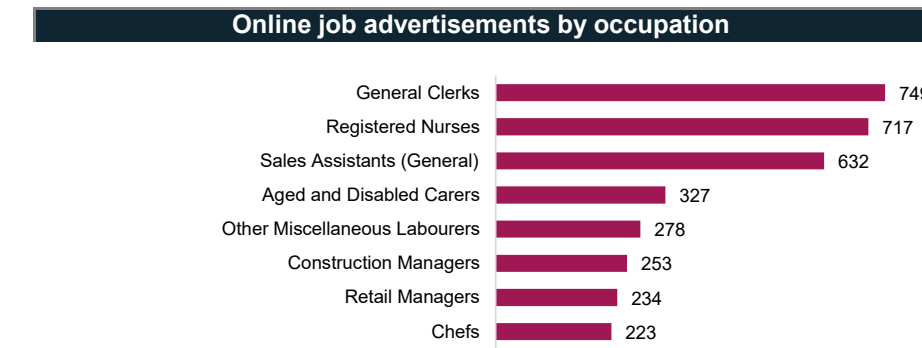


Source: Jobs and Skills Australia, Internet Vacancy Index, seasonally adjusted data, June-25

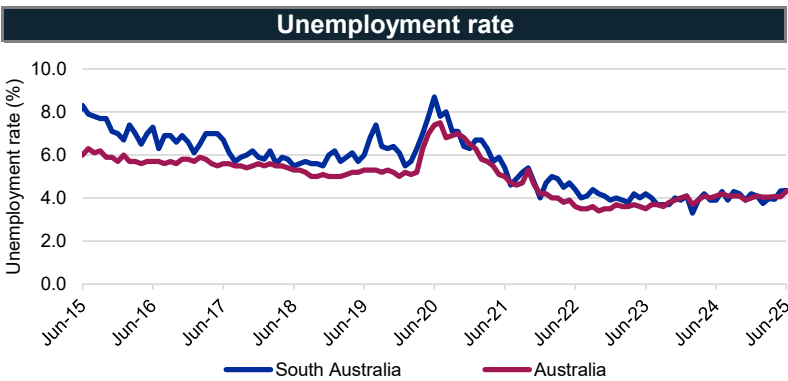


Source: ABS, Labour Force Survey, Detailed, ABS seasonally adjusted data, May-25 quarter

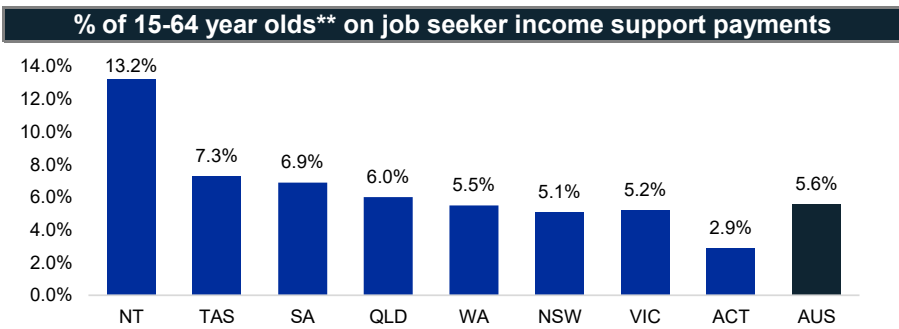
| Change in job seeker income support payments | | |
|--|-----------------|-----------|
| | South Australia | Australia |
| Payments - June 2024 | 78,015 | 908,285 |
| Payments - June 2025 | 82,375 | 985,160 |
| Change (June 2024 to June 2025) | ↑ 4,360 | ↑ 76,875 |
| Change % (June 2024 to June 2025) | ↑ 5.6% | ↑ 8.5% |



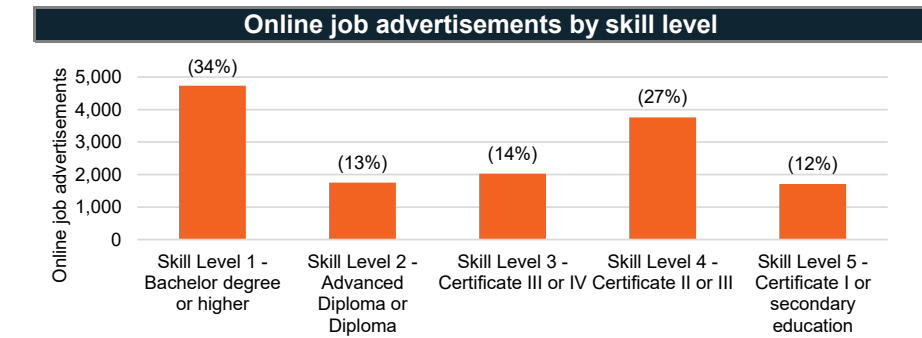
Source: Jobs and Skills Australia, Internet Vacancy Index, seasonally adjusted data, June-25



Source: ABS, Labour Force Survey, seasonally adjusted data, June-25



Source: Department of Social Services, JobSeeker and Youth Allowance (other) payment recipients, data.gov.au, June-25; ABS, Estimated Resident Population (ERP), Jun-24



Source: Jobs and Skills Australia, Internet Vacancy Index, seasonally adjusted data, June-25

Notes: Data in the labour market summary table are seasonally adjusted estimates, except for the youth unemployment rate which is a 12-month average of original estimates. *Job seeker payments include those who are in receipt of either JobSeeker (aged 22 and over but under the Age Pension qualifying age) or Youth Allowance (other) payments (those aged 16 to 21). The reporting population for income support payments has changed to include those who are suspended from payment, and those who are current but on zero rate of payment for JobSeeker payments and those who are suspended from payment for Youth Allowance. Note that not everyone in receipt of income support is on the caseload. Data are published on data.gov.au.** ERP estimates are only available by standard 5 year age groups. For further information about the data, refer to the Employment Region Labour Market Dashboards data sources and quality document at jobsandskills.gov.au. For enquiries related to this dashboard, contact RegionalWorkforceAssessment@jobsandskills.gov.au.