



Australian Government



Jobs and Skills Australia

## Labour Market Dashboard Tasmania

Data current as at 22 May 2025

Refer to source notes for data reference periods

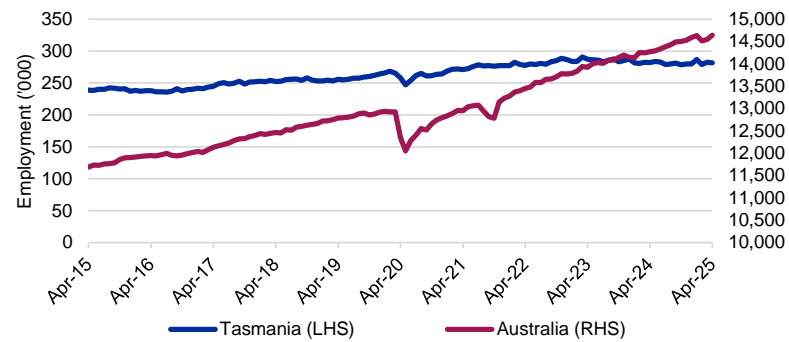
Labour market summary table

	Employment			Unemployment			Unemployment rate		Participation rate		Youth unemployment rate	
	Apr-25 ('000)	Apr-24 ('000)	Change (%)	Apr-25 ('000)	Apr-24 ('000)	Change (%)	Apr-25 (%)	Apr-24 (%)	Apr-25 (%)	Apr-24 (%)	Apr-25 (%)	Apr-24 (%)
Tasmania	281.5	282.2	-0.3	11.0	12.1	-9.5	3.8	4.1	60.2	61.0	9.8	10.9
Australia	14,642.7	14,252.9	2.7	621.1	607.5	2.2	4.1	4.1	67.1	66.7	8.8	9.8

Source: ABS, Labour Force Survey, seasonally adjusted data, April-25, except for the youth unemployment rate, which is a 12-month average of the original estimates from the Labour Force Survey

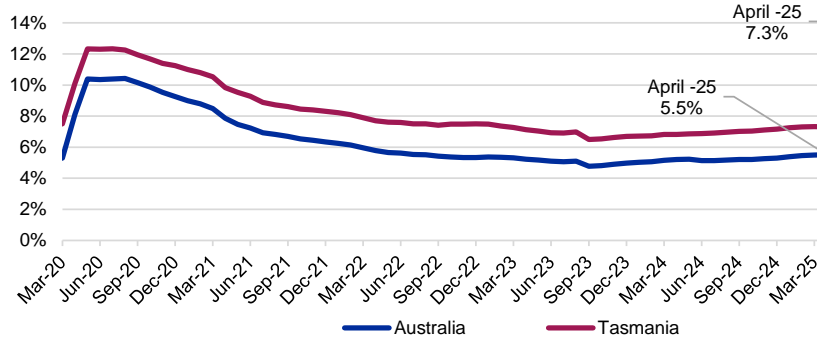
This Labour Market Dashboard provides a summary of the key indicators for the Tasmanian labour market. Dashboards for Australia and Employment Regions are also available.

Employment

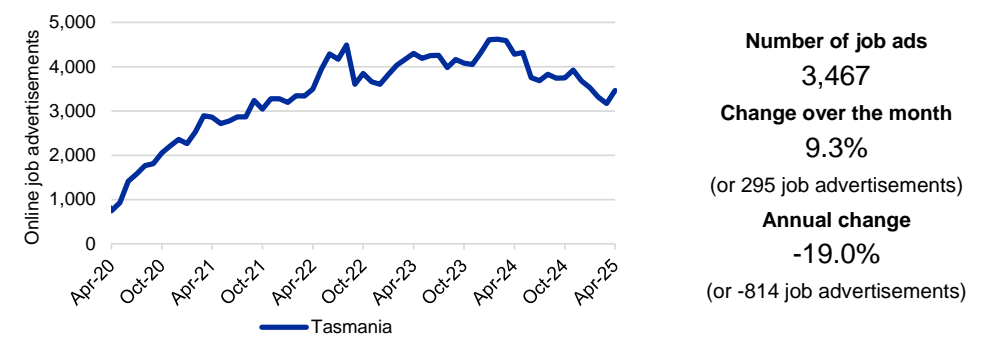


Source: ABS, Labour Force Survey, seasonally adjusted data, April-25

Job seeker income support payments\*

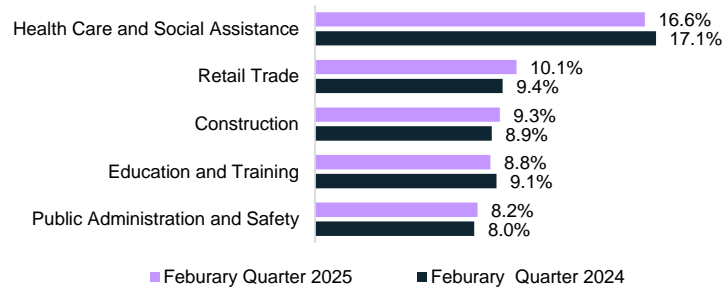


Online job advertisements



Source: Jobs and Skills Australia, Internet Vacancy Index, seasonally adjusted data, April-25

Largest employing industries

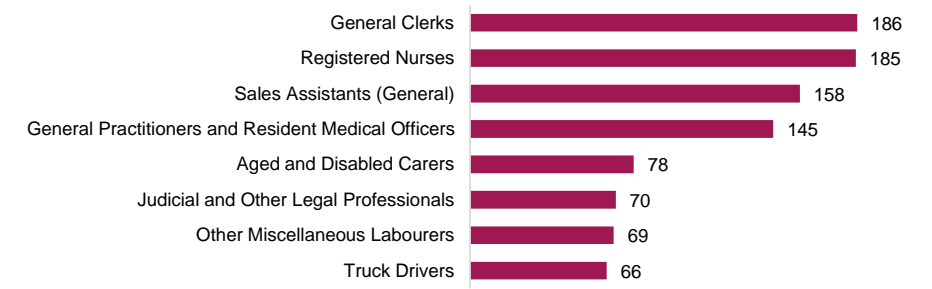


Source: ABS, Labour Force Survey, Detailed, ABS seasonally adjusted data, Feb-25 quarter

Change in job seeker income support payments

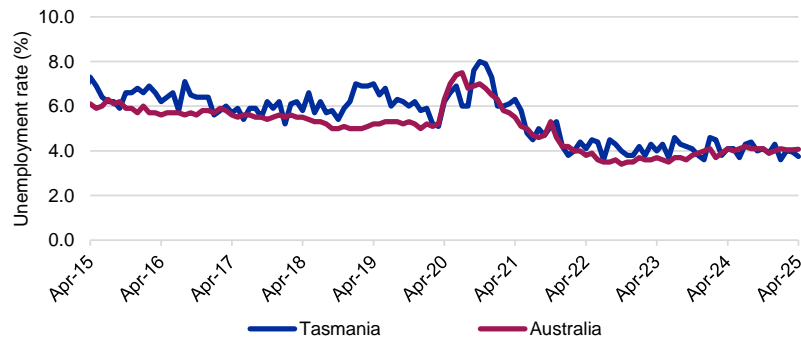
	Tasmania	Australia
Payments - April 2024	24,395	900,795
Payments - April 2025	26,060	976,520
Change (April 2024 to April 2025)	↑ 1,665	↑ 75,725
Change % (April 2024 to April 2025)	↑ 6.8%	↑ 8.4%

Online job advertisements by occupation



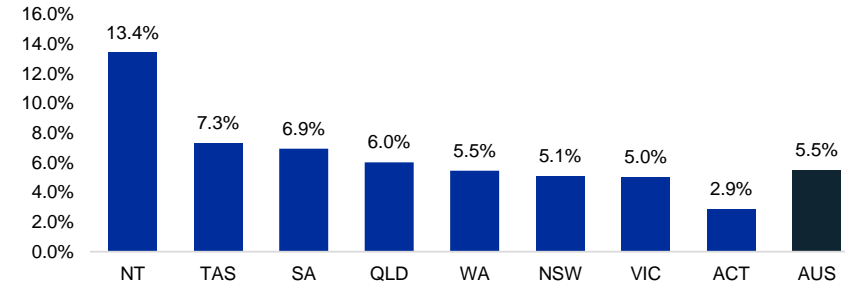
Source: Jobs and Skills Australia, Internet Vacancy Index, seasonally adjusted data, April-25

Unemployment rate




Source: ABS, Labour Force Survey, seasonally adjusted data, April-25

% of 15-64 year olds\*\* on job seeker income support payments



Source: Department of Social Services, JobSeeker and Youth Allowance (other) payment recipients, data.gov.au, April-25; ABS, Estimated Resident Population (ERP), Jun-24

Online job advertisements by skill level



Source: Jobs and Skills Australia, Internet Vacancy Index, seasonally adjusted data, April-25

Notes: Data in the labour market summary table are seasonally adjusted estimates, except for the youth unemployment rate which is a 12-month average of original estimates. \*Job seeker payments include those who are in receipt of either JobSeeker (aged 22 and over but under the Age Pension qualifying age) or Youth Allowance (other) payments (those aged 16 to 21). The reporting population for income support payments has changed to include those who are suspended from payment, and those who are current but on zero rate of payment for JobSeeker payments and those who are suspended from payment for Youth Allowance. Note that not everyone in receipt of income support is on the caseload. Data are published on data.gov.au.\*\* ERP estimates are only available by standard 5 year age groups. For further information about the data, refer to the Employment Region Labour Market Dashboards data sources and quality document at jobsandskills.gov.au. For enquiries related to this dashboard, contact RegionalWorkforceAssessment@jobsandskills.gov.au.