

Adelaide South

Release date: 27 March 2025

This snapshot provides information about trends in employers' recruitment experiences and future staffing outlook. Information on this page is sourced from the online job advertisements measured by the Internet Vacancy Index (IVI).

Internet vacancies, headline figures, Adelaide South ER, February 2025

Job advertisement count

6,335

seasonally adjusted count

Change over the month

↓ -8.3%

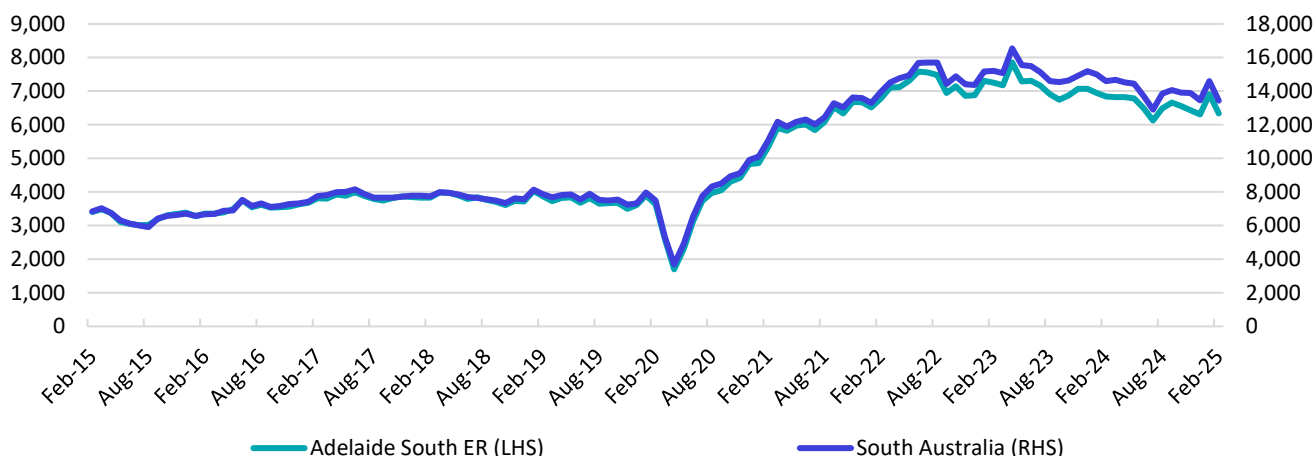
(or -571 job advertisements)

Change since Feb-24

↓ -7.4%

(or -507 job advertisements)

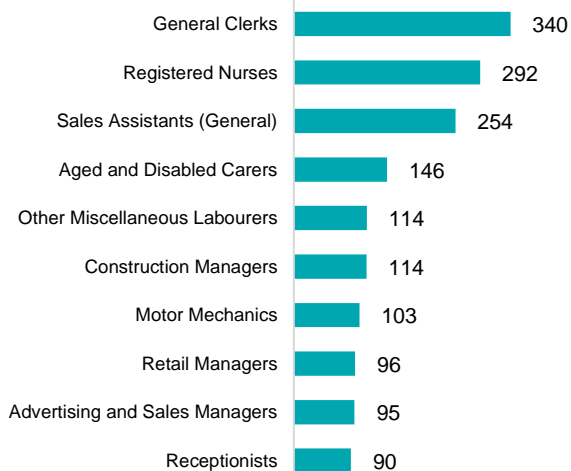
Number of online job advertisements over the ten years to February 2025



Source: Jobs and Skills Australia (JSA), Internet Vacancy Index, seasonally adjusted data, February 2025

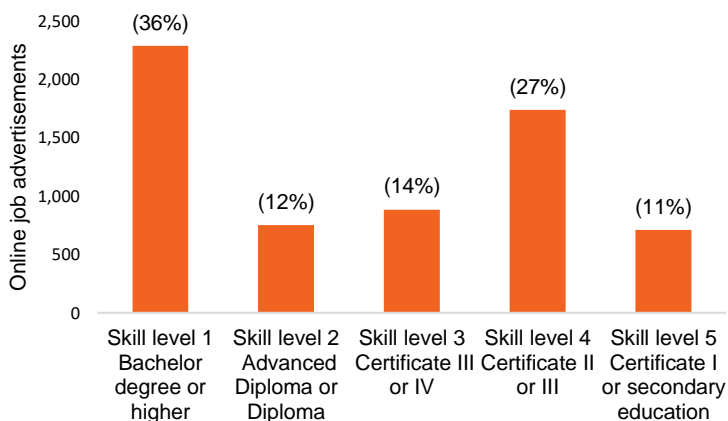
Top 10 occupations recruited for

Number of job ads online



Job demand by skill level

Proportion of job ads



Source: JSA, Internet Vacancy Index, three month averages, Feb-2025

Source: JSA, Internet Vacancy Index, seasonally adjusted data, Feb-2025

Insights from the Recruitment Experiences and Outlook Survey

Adelaide South

Information on this page is based on the Recruitment Experiences and Outlook Survey, which is an ongoing survey of employers across Australia run by JSA. The survey collects insights on a range of topics, including recruitment activity, recruitment difficulty and employers' future staffing expectations. Data are for the year to February 2025, unless otherwise indicated.

Recruitment activity and experiences

In Adelaide South, there were 406 responding employers in the 12 months to February 2025, of whom 40% were recruiting or had recruited in the past month. Of these recruiting businesses, 45% had difficulty recruiting. By comparison, 41% of employers were recruiting in Greater Adelaide over the same period, of whom 51% had difficulty recruiting.

Employers in Adelaide South were most likely to report the following reasons for recruitment difficulty:

- Lack of suitable applicants
- Undesirable working conditions/hours
- Lack of applicants
- Applicants lack experience.

A chart showing reasons for recruitment for Adelaide South and Greater Adelaide is included to the right.

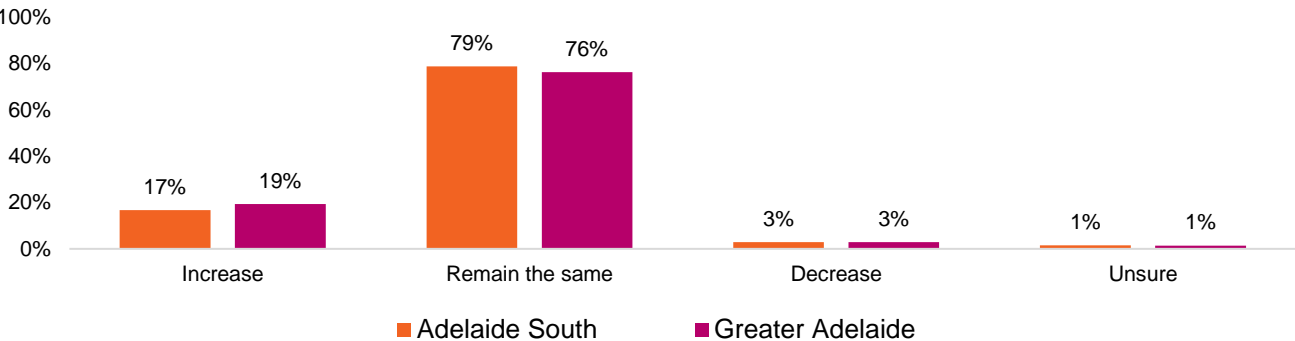
Reasons for recruitment



Staffing outlook for coming months

proportion of employers

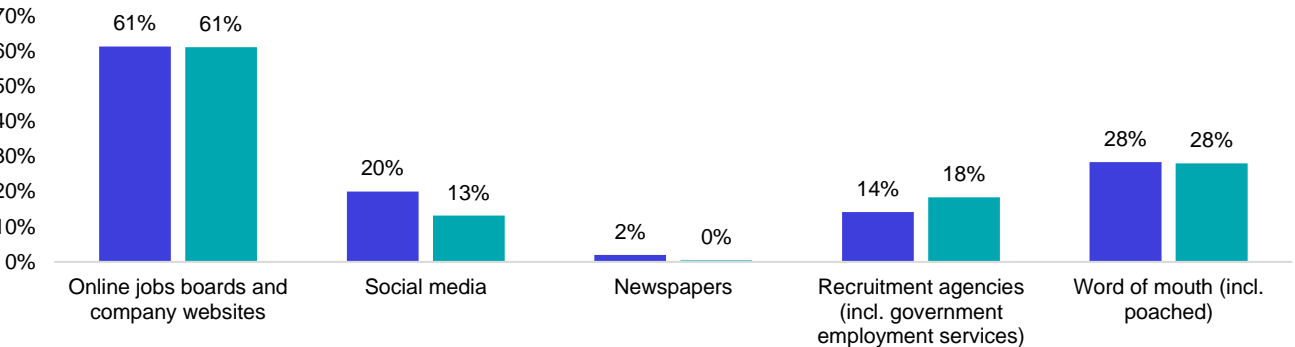
Employers' staffing expectations



Recruitment methods

proportion of employers who were recruiting

■ Adelaide South ■ Greater Adelaide



Note: employers can select multiple methods of recruitment.

Due to small sample sizes for regional data, caution should be exercised interpreting these results. Unweighted data are used for Adelaide South, while weighted data are used for Greater Adelaide. Number of responses for each item varies depending on whether employers recruited or not. Reasons for recruitment difficulty data are only available for employers who have completed recruitment.