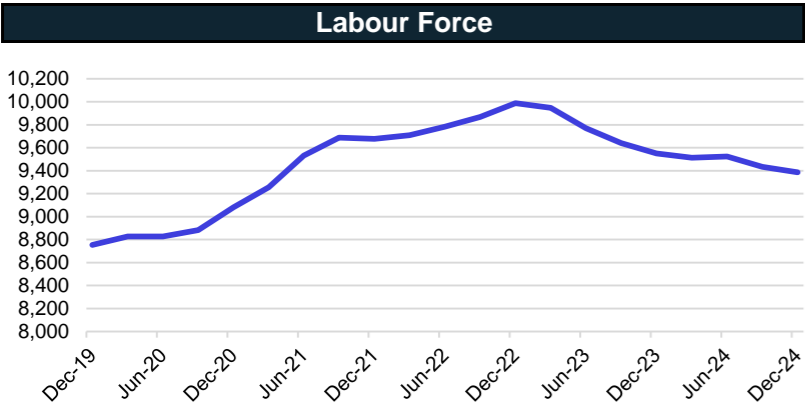
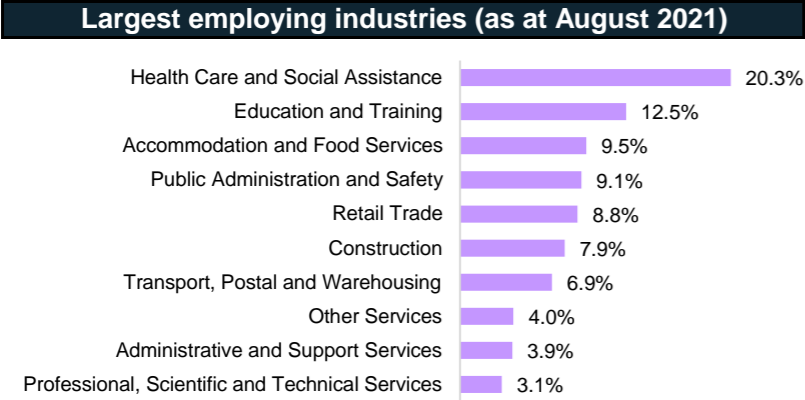


Labour market summary table								
	Labour Force			Unemployment			Unemployment rate	
	Dec-24	Dec-23	Change	Dec-24	Dec-23	Change	Dec-24	Dec-23
Broome	9,385	9,551	-1.7%	340	374	-9.1%	3.6%	3.9%

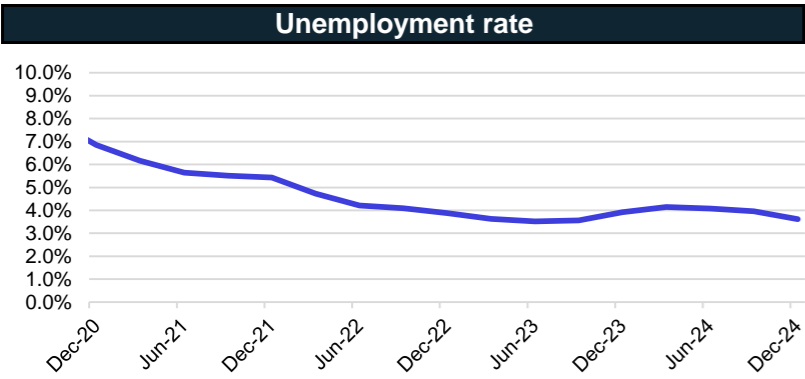
Source: JSA, Small Area Labour Markets, smoothed data, December-24 quarter



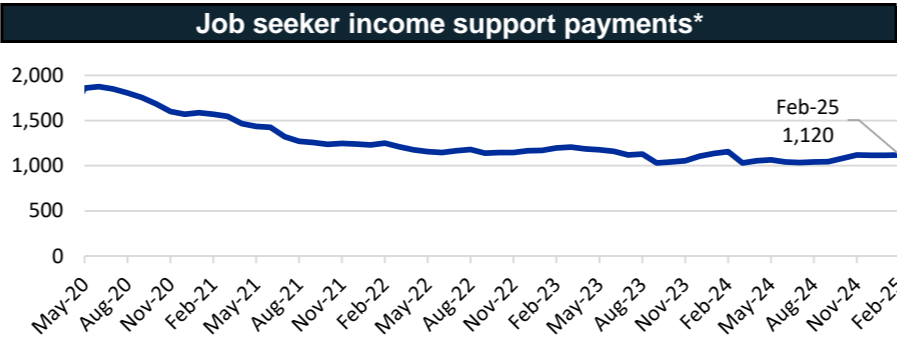
Source: JSA, Small Area Labour Markets, smoothed data, December-24 quarter



Source: ABS, Census of Population and Housing, 2021



Source: JSA, Small Area Labour Markets, smoothed data, December-24 quarter



	Broome	Western Australia
Payments - Feb 2024	1,155	95,225
Payments - Feb 2025	1,120	105,125
Change from Jan 2025 to Feb 2025	-35	9,900
	-3.0%	10.4%

% of 15-64 year olds** on job seeker income support payments		
	total persons on job seeker income support	% of 15-64 year olds on job seeker income support
Broome	1,120	9.8%
Western Australia	105,125	5.4%
Australia	967,130	5.5%

Source: Department of Social Services, JobSeeker and Youth Allowance (other) payment recipients, Feb-25; ABS, Estimated Resident Population, Jun-23

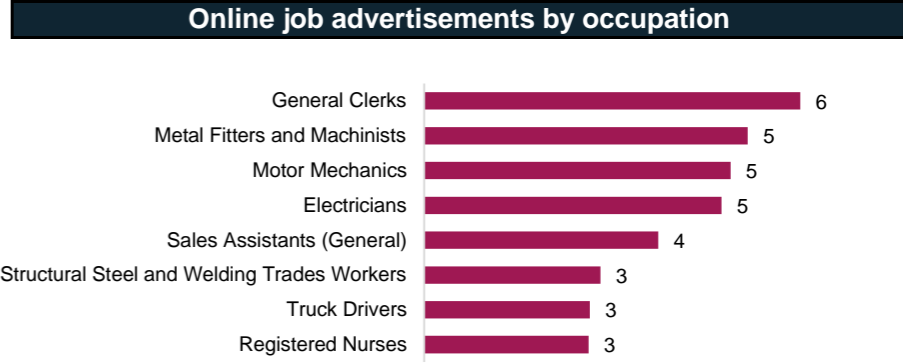
Unemployment rates (%) in surrounding LGAs		
Local Government Area (LGA)	Dec-24	Dec-23
Derby-West Kimberley	19.0	20.2
Broome	4.5	4.4
East Pilbara	2.9	2.4

For more insights, access SALM data via dewr.gov.au. Source: Department of Employment and Workplace Relations, Small Area Labour Markets, smoothed data, December-24 quarter

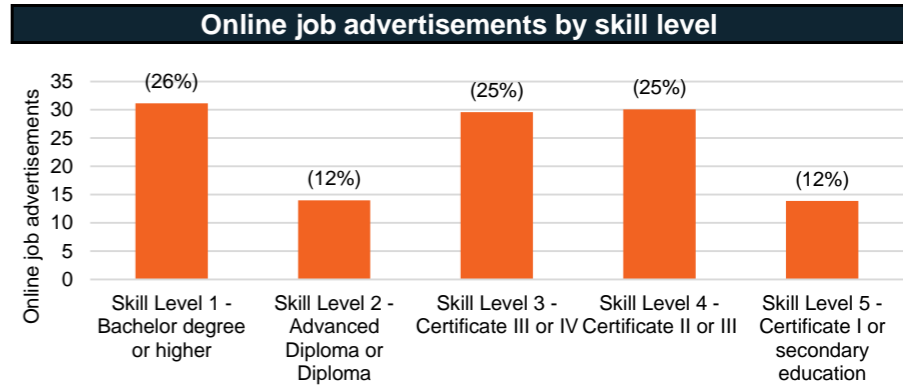
This monthly **Labour Market Dashboard** provides select key indicators for the labour market by Employment Region with available data. For this Employment Region, given the relevant SA4 can only provide a poor proxy, ABS Labour Force data have been replaced with JSA Small Area Labour Markets quarterly smoothed estimates (labour force, unemployment and the unemployment rate) and 2021 ABS Census data (largest employing industries), for a more geographically representative fit.



Source: Jobs and Skills Australia, Internet Vacancy Index, seasonally adjusted data, Feb-25



Source: Jobs and Skills Australia, Internet Vacancy Index, 3 month averages, Feb-25



Source: Jobs and Skills Australia, Internet Vacancy Index, seasonally adjusted data, Feb-25

Data are not readily available by Employment Region. Given the relevant SA4 can only provide a poor proxy for this Employment Region, apportioned SALM SA2 data have been used for select labour market indicators (labour force, unemployment and the unemployment rate) and ABS 2021 Census data for the largest employing industries, in lieu of ABS Labour Force data. For Employment Regions with multiple SA2s, aggregated SALM labour force and unemployment estimates have been used to derive unemployment rates for this Employment Region. The Internet Vacancy Index (IVI) and income support data are apportioned to Employment Regions using an SA2 based concordance. *Job seeker payments include those who are in receipt of either JobSeeker (aged 22 and over but under the Age Pension qualifying age) or Youth Allowance (other) payments (those aged 16 to 21). The reporting population for income support payments has changed to include those who are suspended from payment, and those who are current but on zero rate of payment for JobSeeker payments and those who are suspended from payment for Youth Allowance. Note that not everyone in receipt of income support is on the caseload. Data are published on data.gov.au. **Estimated Resident Population estimates are only available by standard 5-year age groups. For more information about the data in this dashboard, refer to the Employment Region Labour Market Dashboard data sources and quality document on jobsandskills.gov.au.