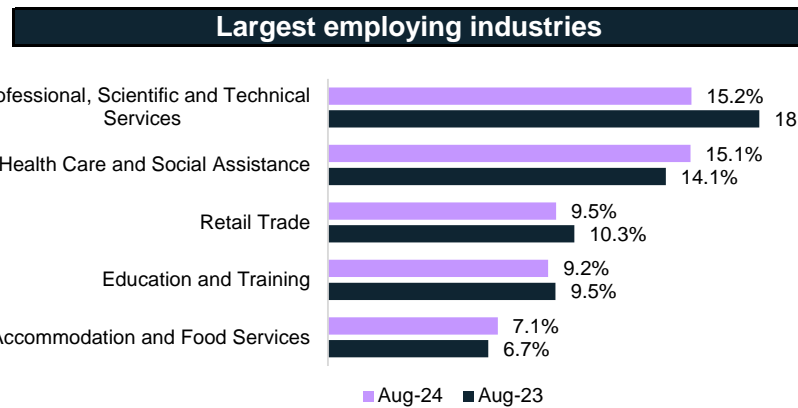
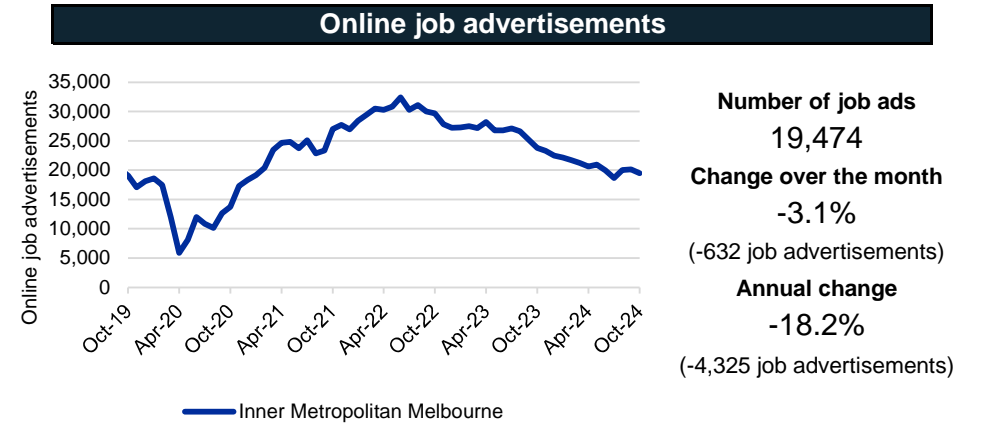
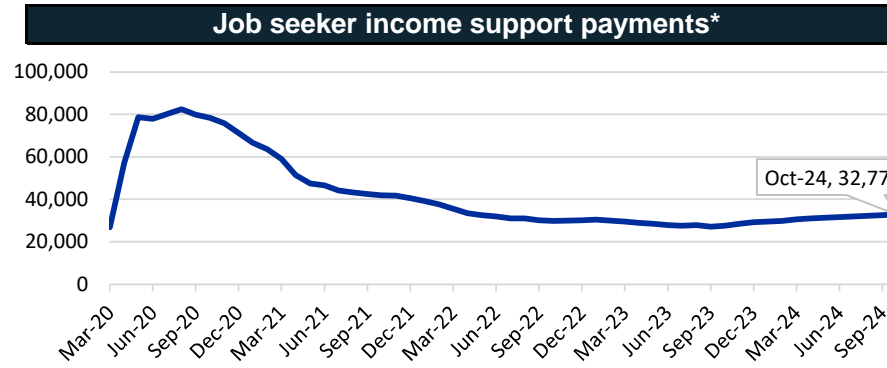
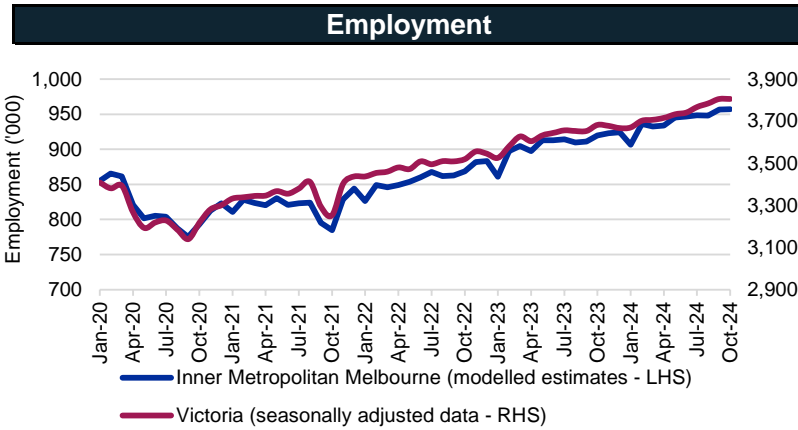


This **Labour Market Dashboard** provides key indicators for the labour market by Employment Region and is updated monthly.

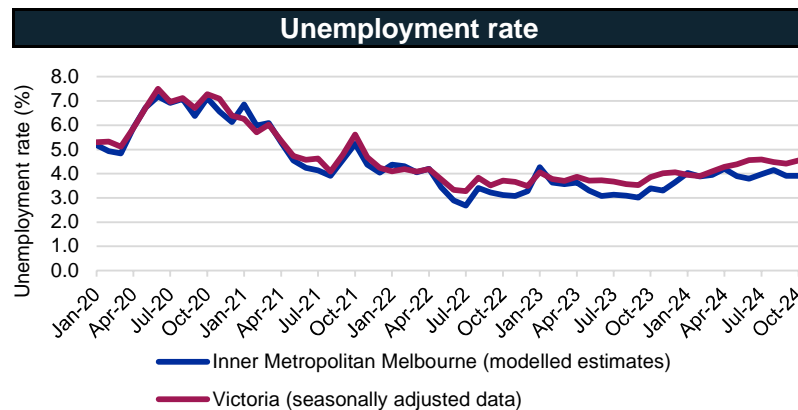
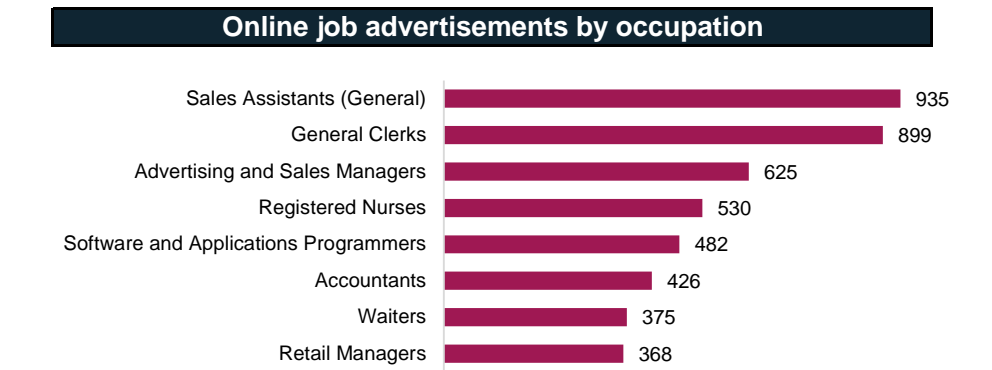
Labour market summary table												
	Employment			Unemployment			Unemployment rate		Participation rate		Youth unemployment rate	
	Oct-24 ('000)	Oct-23 ('000)	Change (%)	Oct-24 ('000)	Oct-23 ('000)	Change (%)	Oct-24 (%)	Oct-23 (%)	Oct-24 (%)	Oct-23 (%)	Oct-24 (%)	Oct-23 (%)
Inner Metropolitan Melbourne	957.4	919.7	4.1	39.0	32.3	20.8	3.9	3.4	71.7	71.6	10.7	8.3
Victoria	3,805.5	3,683.5	3.3	181.1	147.6	22.7	4.5	3.9	68.4	67.6	10.5	8.7
Australia	14,537.5	14,150.4	2.7	625.8	559.3	11.9	4.1	3.8	67.1	66.8	9.2	9.3

Source: ABS, Labour Force, Australia, Detailed, October 2024, table MRM1 for Employment Region data, except for the youth unemployment rate, which is a 12-month average of the original estimates from the Labour Force Survey. State youth unemployment rates are 12-month averages of original estimates. Remaining data are seasonally adjusted.



Change in job seeker income support payments

	Inner Metropolitan Melbourne	Victoria
Payments - Oct 2023	27,590	187,470
Payments - Oct 2024	32,775	216,030
Change from Oct 2023 to Oct 2024	↑ 5,185	↑ 28,560
	↑ 18.8%	↑ 15.2%



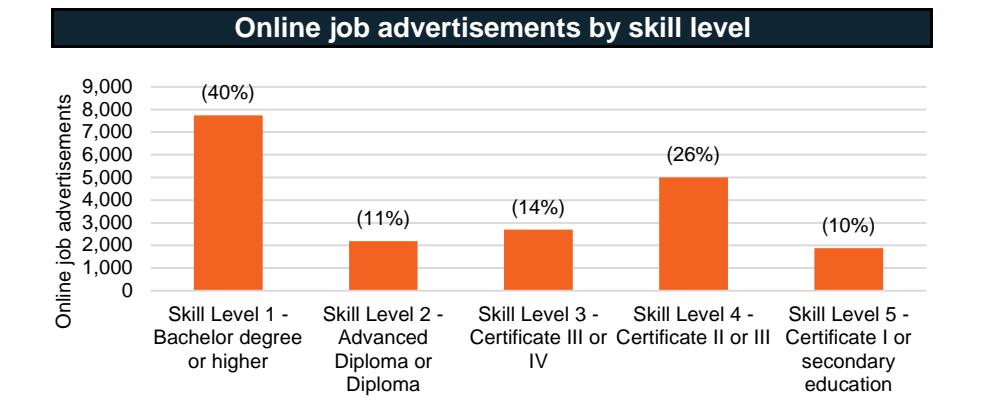
% of 15-64 year olds** on job seeker income support

	total persons on job seeker income support	% of 15-64 year olds on job seeker income support
Inner Metropolitan Melbourne	32,775	3.0%
Victoria	216,030	4.8%
Australia	922,225	5.3%

LGAs with highest unemployment rates (%)

Local Government Area (LGA)	Jun-24	Jun-23
Darebin	5.1	4.0
Merri-bek	4.8	3.8
Yarra	4.8	3.7
Whitehorse	4.3	3.8
Port Phillip	4.3	3.5

For more insights, access SALM data via jobsandskills.gov.au. Source: Jobs and Skills Australia, Small Area Labour Markets, smoothed data, June-24 quarter



Note: Data are not readily available by Employment Region. ABS modelled estimates are based on the Melbourne - Inner; Melbourne - Inner East; and Melbourne - Inner South SA4. The Internet Vacancy Index (IVI) and income support data are apportioned to Employment Regions using an SA2 based concordance. *Job seeker payments include those who are in receipt of either JobSeeker (aged 22 and over but under the Age Pension qualifying age) or Youth Allowance (other) payments (those aged 16 to 21). The reporting population for income support payments has changed to include those who are suspended from payment, and those who are current but on zero rate of payment for JobSeeker payments and those who are suspended from payment for Youth Allowance. Note that not everyone in receipt of income support is on the caseload. Data are published on data.gov.au. **Estimated Resident Population estimates are only available by standard 5 year age groups. For more information about the data in this dashboard, refer to the Employment Region Labour Market Dashboard data sources and quality document on jobsandskills.gov.au. #Given the volatility of the underlying data, industry employment proportions should be treated with a high degree of caution, particularly change over the year figures.