

Labour Market Data Dashboard

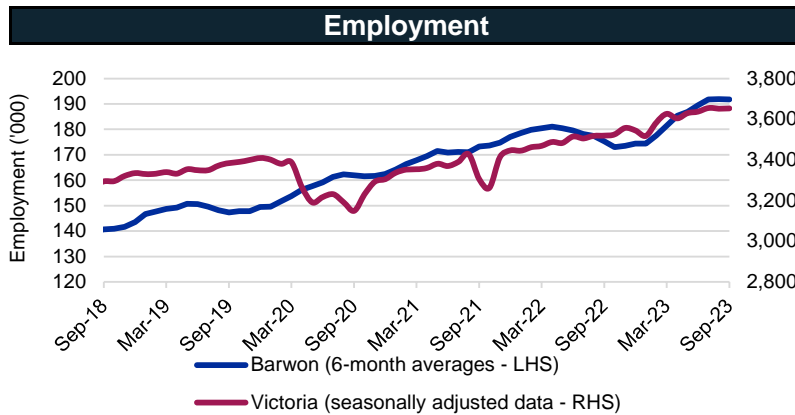
Data current as at 26 October 2023

Refer to source notes for data reference periods

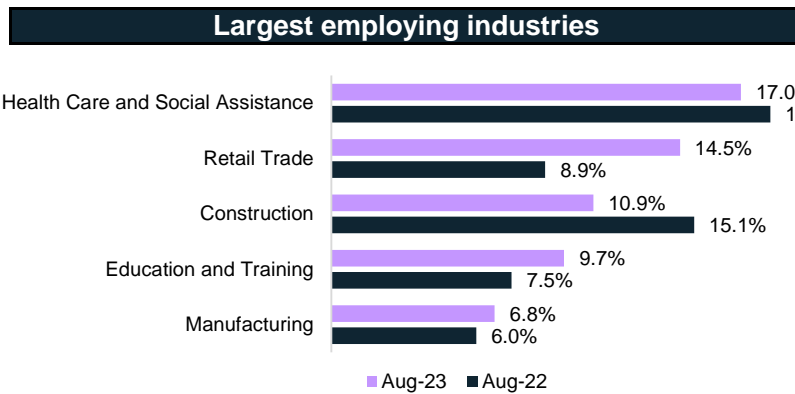
This **Labour Market Data Dashboard** provides key indicators for the labour market by Employment Region and is updated monthly.

| Labour market summary table | | | | | | | | | | | | |
|-----------------------------|---------------|---------------|------------|---------------|---------------|------------|-------------------|------------|--------------------|------------|-------------------------|------------|
| | Employment | | | Unemployment | | | Unemployment rate | | Participation rate | | Youth unemployment rate | |
| | Sep-23 ('000) | Sep-22 ('000) | Change (%) | Sep-23 ('000) | Sep-22 ('000) | Change (%) | Sep-23 (%) | Sep-22 (%) | Sep-23 (%) | Sep-22 (%) | Sep-23 (%) | Sep-22 (%) |
| Barwon | 191.8 | 175.2 | 9.4 | 7.9 | 4.2 | 88.7 | 4.0 | 2.3 | 66.9 | 63.8 | 7.4 | 4.5 |
| Victoria | 3,652.6 | 3,519.1 | 3.8 | 131.1 | 127.1 | 3.1 | 3.5 | 3.5 | 67.2 | 66.7 | 8.4 | 9.6 |
| Australia | 14,111.2 | 13,716.8 | 2.9 | 520.5 | 509.5 | 2.2 | 3.6 | 3.6 | 66.7 | 66.7 | 8.0 | 7.8 |

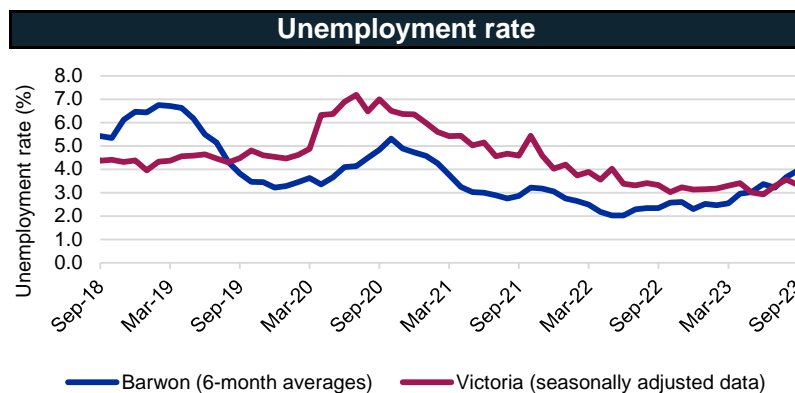
Source: ABS, Labour Force Survey, Sep-23. Employment Region data are 6-month averages of original estimates, except for the youth unemployment rate, which is a 12-month average of original estimates. State youth unemployment rates are 12-month averages of original estimates. Remaining data are seasonally adjusted.



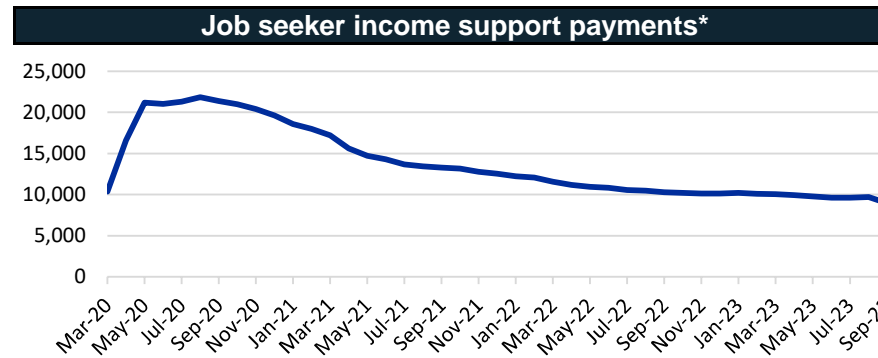
Source: ABS, Labour Force Survey, September-23



Source: ABS, Labour Force Survey, Detailed, four quarter averages, Aug-23 quarter



Source: ABS, Labour Force Survey, September-23



Change in job seeker income support payments

| | Barwon | Victoria |
|----------------------------------|--------|----------|
| Payments - Sep 2022 | 10,285 | 206,945 |
| Payments - Sep 2023 | 8,970 | 184,625 |
| Change from Sep 2022 to Sep 2023 | -1,315 | -22,320 |
| | -12.8% | -10.8% |

% of 15-64 year olds**on job seeker income support payments

| | total persons on job seeker income support | % of 15-64 year olds on job seeker income support |
|-----------|--|---|
| Barwon | 8,970 | 4.3% |
| Victoria | 184,625 | 4.3% |
| Australia | 826,360 | 4.9% |

Source: Department of Social Services, JobSeeker and Youth Allowance (other) payment recipients, Sep-23; ABS, Estimated Resident Population, Jun-22 (Jun-21 for ERs)

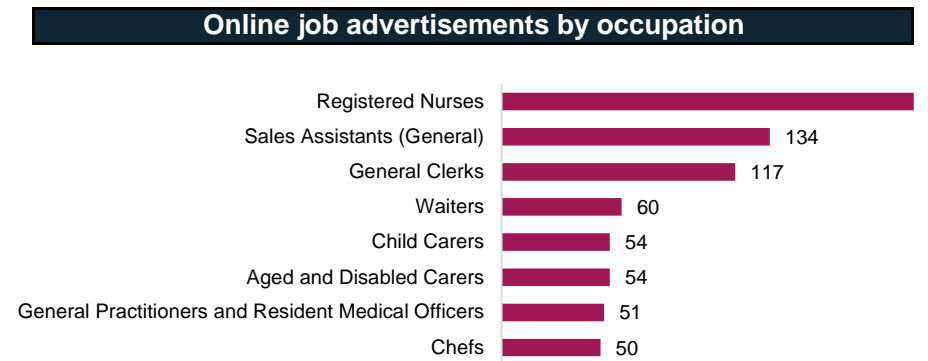
LGAs with highest unemployment rates (%)

| Local Government Area (LGA) | Jun-23 | Jun-22 |
|-----------------------------|--------|--------|
| Greater Geelong | 3.2 | 2.8 |
| Golden Plains | 1.8 | 1.9 |
| Queenscliffe | 1.3 | 1.0 |
| Surf Coast | 1.2 | 1.2 |

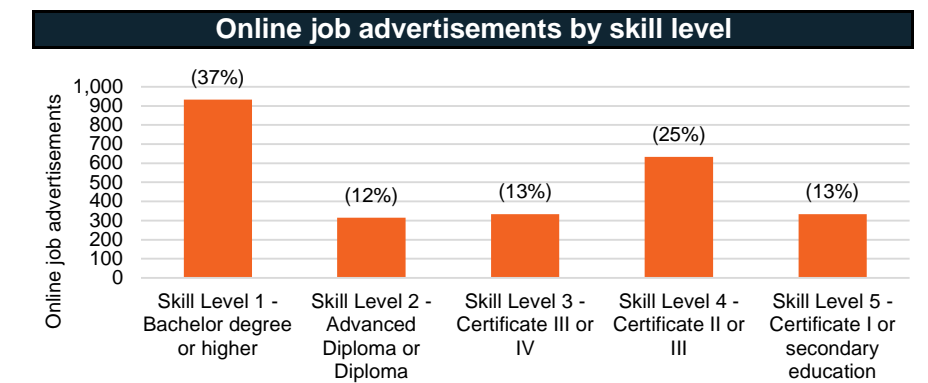
For more insights, access SALM data via jobsandskills.gov.au. Source: Jobs and Skills Australia, Small Area Labour Markets, smoothed data, Jun-23 quarter



Source: Jobs and Skills Australia, Internet Vacancy Index, seasonally adjusted data, September-23



Source: Jobs and Skills Australia, Internet Vacancy Index, 3 month average of original data, September-23



Source: Jobs and Skills Australia, Internet Vacancy Index, seasonally adjusted data, September-23

Note: Data are not readily available by Employment Region. ABS Labour Force Survey data are based on the Geelong SA4. The Internet Vacancy Index (IVI) and income support data are apportioned to Employment Regions using an SA2 based concordance. *Job seeker payments include those who are in receipt of either JobSeeker (aged 22 and over but under the Age Pension qualifying age) or Youth Allowance (other) payments (those aged 16 to 21). The reporting population for income support payments has changed to include those who are suspended from payment, and those who are current but on zero rate of payment for JobSeeker payments and those who are suspended from payment for Youth Allowance. Note that not everyone in receipt of income support is on the caseload. Data are published on data.gov.au. **Estimated Resident Population estimates are only available by standard 5 year age groups. For more information about the data in this dashboard, refer to the Employment Region Labour Market Dashboard data sources and quality document on jobsandskills.gov.au. For enquiries related to this dashboard, contact RegionalWorkforceAssessment@jobsandskills.gov.au.