

South Eastern Melbourne and Peninsula, September 2023

Release date: 27 October 2023

This snapshot provides information about trends in employers' recruitment experiences and future staffing outlook. Information on this page is sourced from the online job advertisements measured by the Internet Vacancy Index (IVI).

Internet vacancies, headline figures, South Eastern Melbourne and Peninsula ER, September 2023

Job advertisement count

10,294

seasonally adjusted count

Change over the month

↓ -5.1%

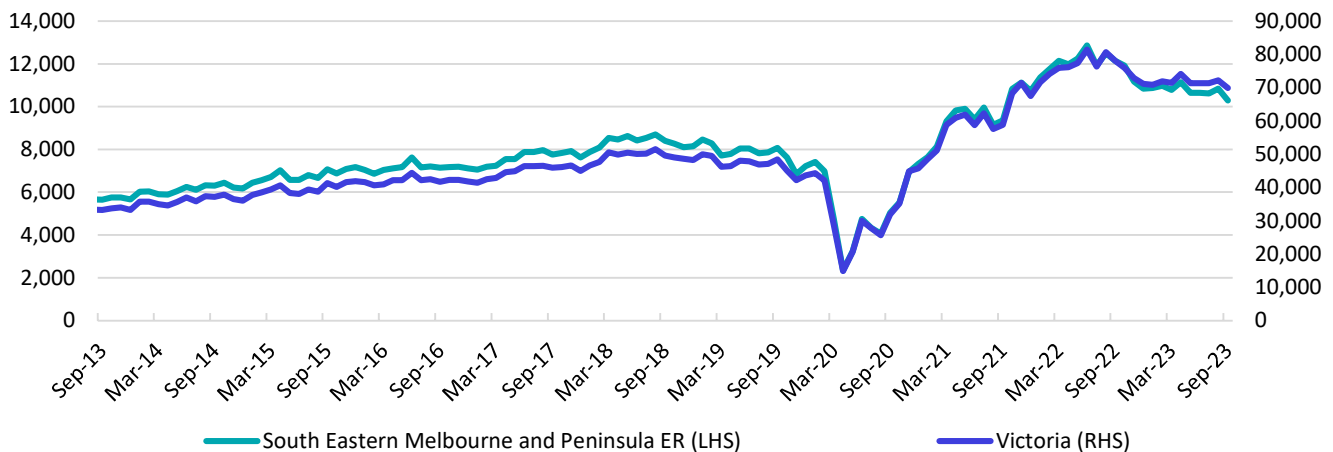
(or -550 job advertisements)

Change since Sep-22

↓ -15.2%

(or -1,844 job advertisements)

Number of online job advertisements over the ten years to September 2023



Source: Jobs and Skills Australia (JSA), Internet Vacancy Index, seasonally adjusted data, Sep-2023

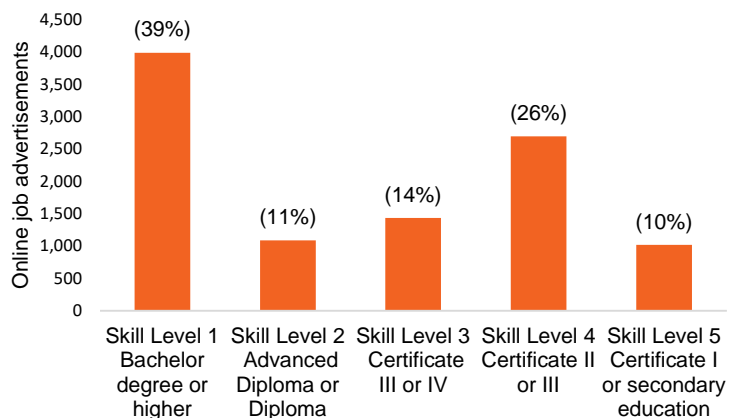
Top 10 occupations recruited for

Number of job ads online



Job demand by skill level

Proportion of job ads



Source: JSA, Internet Vacancy Index, three month averages, Sep-2023

Source: JSA, Internet Vacancy Index, seasonally adjusted data, Sep-2023

Insights from the Recruitment Experiences and Outlook Survey

South Eastern Melbourne and Peninsula

Information on this page is based on the Recruitment Experiences and Outlook Survey, which is an ongoing survey of employers across Australia run by JSA. The survey collects insights on a range of topics, including recruitment activity, recruitment difficulty and employers' future staffing expectations. Data are for the year to September 2023, unless otherwise indicated.

Recruitment activity and experiences

In South Eastern Melbourne and Peninsula, there were 343 responding employers in the 12 months to September 2023, of whom 48% were recruiting or had recruited in the past month. Of these recruiting businesses, 70% had difficulty recruiting. By comparison, 48% of employers were recruiting in Greater Melbourne over the same period, of whom 64% had difficulty recruiting.

Employers in South Eastern Melbourne and Peninsula were most likely to report the following reasons for recruitment difficulty:

- Lack of suitable applicants
- Applicants lack technical skills
- Undesirable working conditions/hours
- Lack of applicants.

A chart showing reasons for recruitment for South Eastern Melbourne and Peninsula and Greater Melbourne is included to the right.

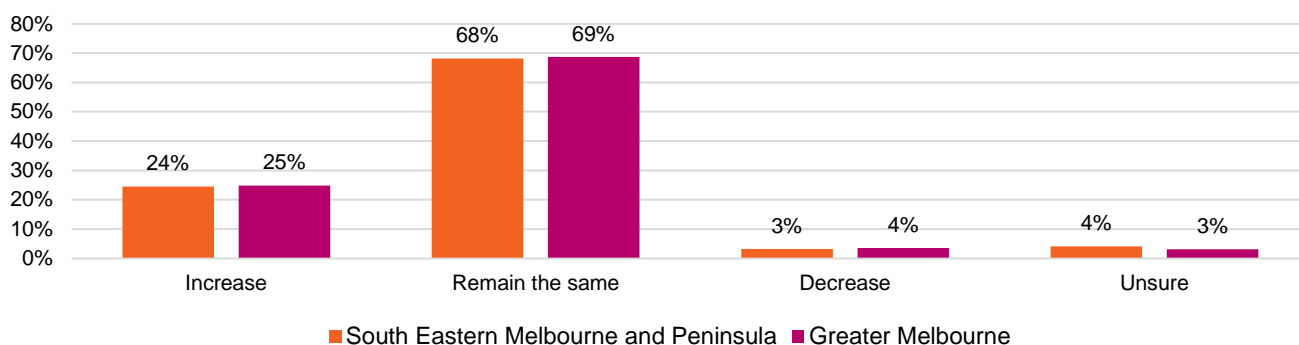
Reasons for recruitment



Staffing outlook for coming months

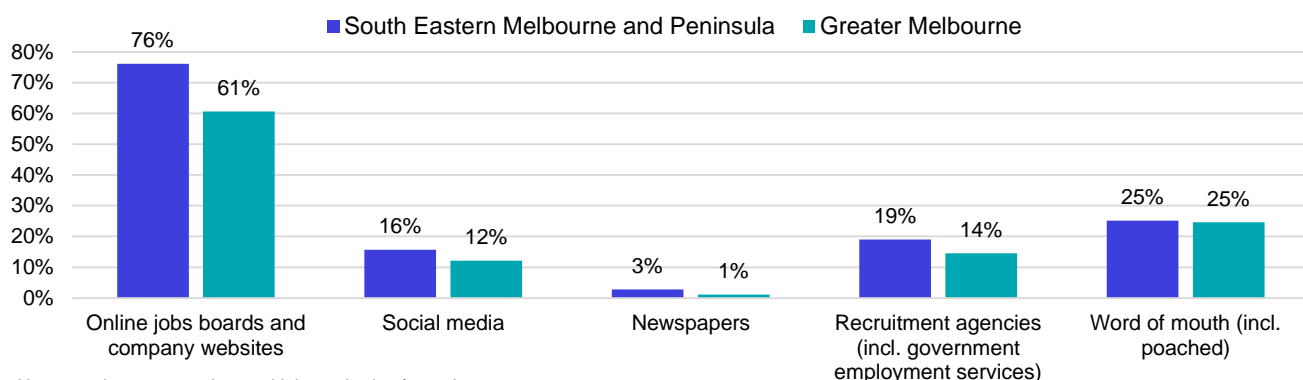
proportion of employers

Employers' staffing expectations



Recruitment methods

proportion of employers who were recruiting



Note: employers can select multiple methods of recruitment.

Due to small sample sizes for regional data, caution should be exercised interpreting these results. Unweighted data are used for South Eastern Melbourne and Peninsula, while weighted data are used for Greater Melbourne. Number of responses for each item varies depending on whether employers recruited or not. Reasons for recruitment difficulty data are only available for employers who have completed recruitment.