

## Somerset, September 2023

Release date: 27 October 2023

This snapshot provides information about trends in employers' recruitment experiences and future staffing outlook. Information on this page is sourced from the online job advertisements measured by the Internet Vacancy Index (IVI).

### Internet vacancies, headline figures, Somerset ER, September 2023

#### Job advertisement count

19,451

seasonally adjusted count

#### Change over the month

↓ -5.1%

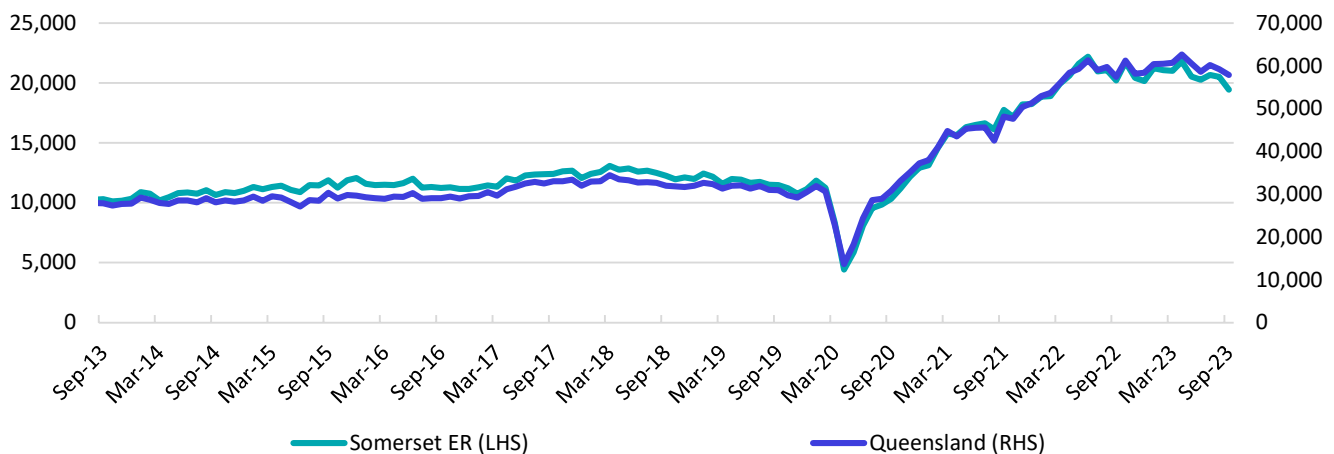
(or -1,047 job advertisements)

#### Change since Sep-22

↓ -3.8%

(or -766 job advertisements)

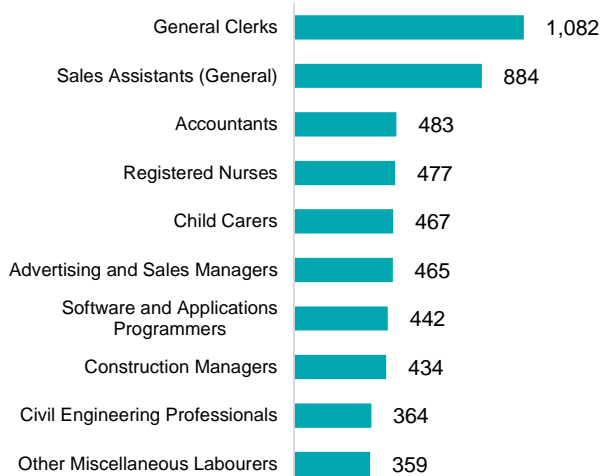
### Number of online job advertisements over the ten years to September 2023



Source: Jobs and Skills Australia (JSA), Internet Vacancy Index, seasonally adjusted data, Sep-2023

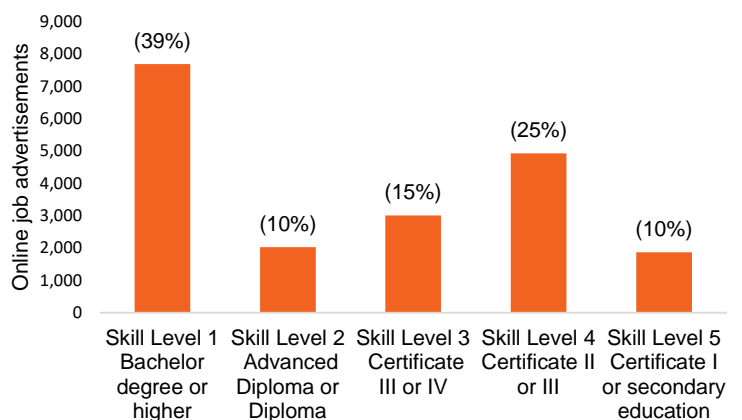
### Top 10 occupations recruited for

Number of job ads online



### Job demand by skill level

Proportion of job ads



Source: JSA, Internet Vacancy Index, three month averages, Sep-2023

Source: JSA, Internet Vacancy Index, seasonally adjusted data, Sep-2023

# Insights from the Recruitment Experiences and Outlook Survey

## Somerset

Information on this page is based on the Recruitment Experiences and Outlook Survey, which is an ongoing survey of employers across Australia run by JSA. The survey collects insights on a range of topics, including recruitment activity, recruitment difficulty and employers' future staffing expectations. Data are for the year to September 2023, unless otherwise indicated.

### Recruitment activity and experiences

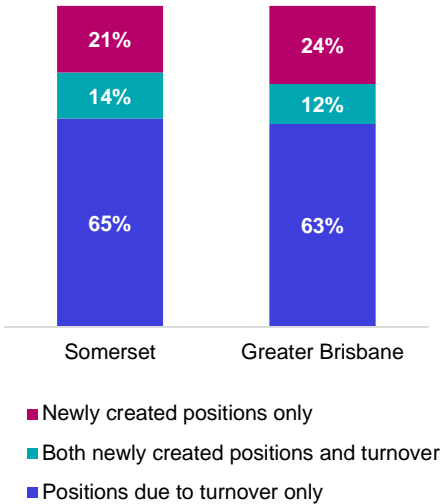
In Somerset, there were 550 responding employers in the 12 months to September 2023, of whom 53% were recruiting or had recruited in the past month. Of these recruiting businesses, 60% had difficulty recruiting. By comparison, 55% of employers were recruiting in Greater Brisbane over the same period, of whom 58% had difficulty recruiting.

Employers in Somerset were most likely to report the following reasons for recruitment difficulty:

- Lack of suitable applicants
- Undesirable working conditions/hours
- Lack of applicants
- Applicants lack technical skills.

A chart showing reasons for recruitment for Somerset and Greater Brisbane is included to the right.

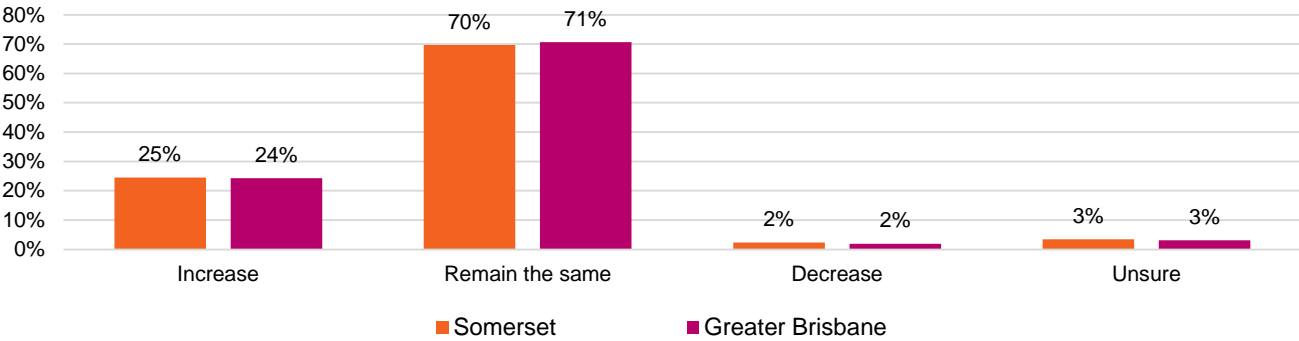
#### Reasons for recruitment



### Staffing outlook for coming months

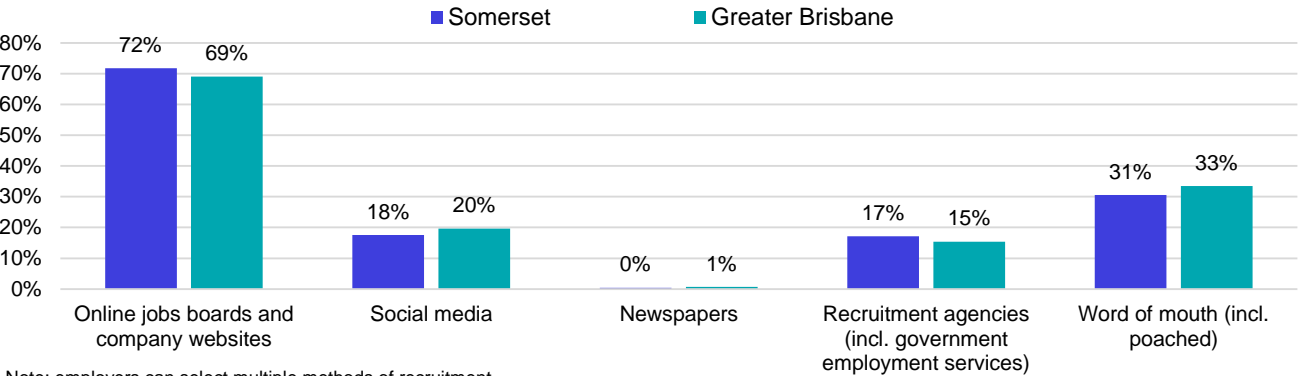
proportion of employers

#### Employers' staffing expectations



### Recruitment methods

proportion of employers who were recruiting



Note: employers can select multiple methods of recruitment.

Due to small sample sizes for regional data, caution should be exercised interpreting these results. Unweighted data are used for Somerset, while weighted data are used for Greater Brisbane. Number of responses for each item varies depending on whether employers recruited or not. Reasons for recruitment difficulty data are only available for employers who have completed recruitment.