

Northern Territory, September 2023

Release date: 27 October 2023

This snapshot provides information about trends in employers' recruitment experiences and future staffing outlook. Information on this page is sourced from the online job advertisements measured by the Internet Vacancy Index (IVI).

Internet vacancies, headline figures, Northern Territory, September 2023

Job advertisement count

3,340

seasonally adjusted count

Change over the month

↓ -2.5%

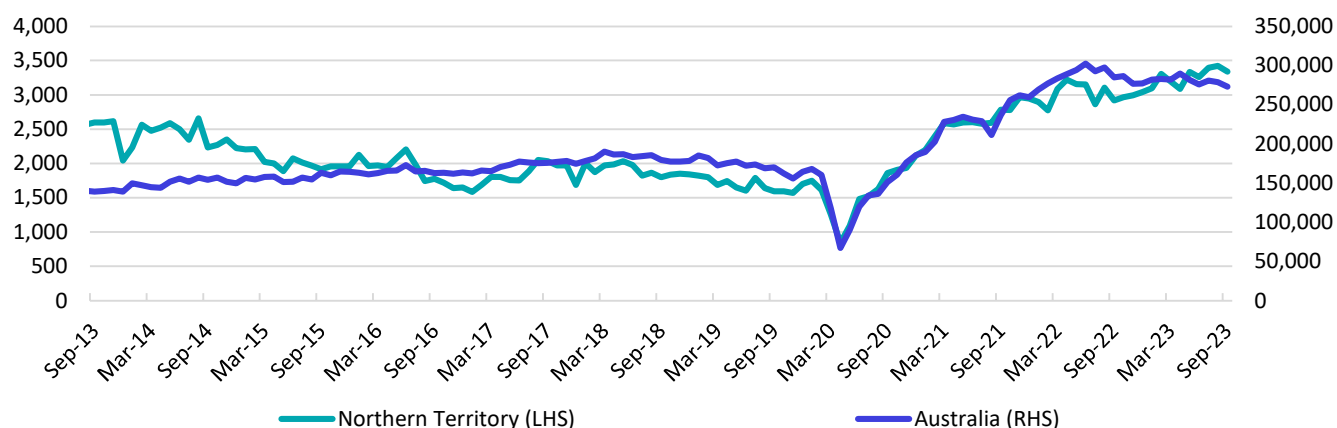
(or -87 job advertisements)

Change since Sep-22

↑ 14.5%

(or 423 job advertisements)

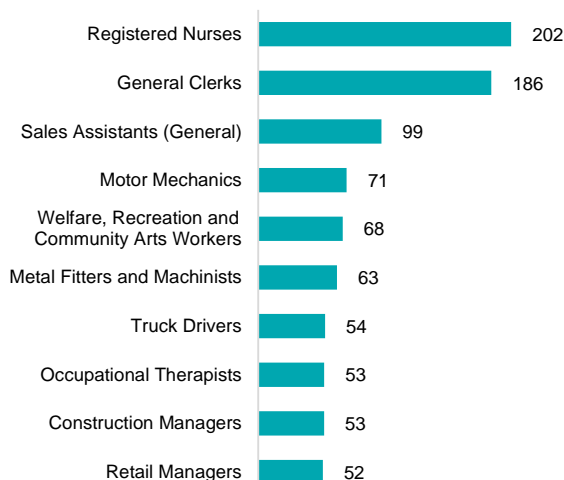
Number of online job advertisements over the ten years to September 2023



Source: Jobs and Skills Australia (JSA), Internet Vacancy Index (IVI), seasonally adjusted data, Sep-2023

Top 10 occupations recruited for

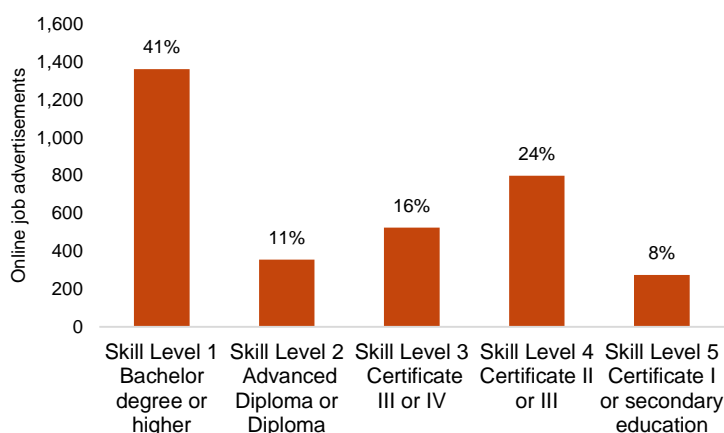
Number of job ads online



Source: JSA, IVI, seasonally adjusted data, Sep-2023

Job demand by skill level

Proportion of job ads



Source: JSA, IVI, seasonally adjusted data, Sep-2023

Insights from the Recruitment Experiences and Outlook Survey

Northern Territory

Information on this page is based on the Recruitment Experiences and Outlook Survey, which is an ongoing survey of employers across Australia run by JSA. The survey collects insights on a range of topics, including recruitment activity, recruitment difficulty and employers' future staffing expectations. Data are for the year to September 2023, unless otherwise indicated.

Recruitment activity and experiences

In Northern Territory, there were 360 responding employers in the 12 months to September 2023, of whom 64% were recruiting or had recruited over the past month. Of these recruiting businesses, 68% had difficulty recruiting. By comparison, 52% of employers were recruiting in Australia over the same period, of whom 63% had difficulty recruiting.

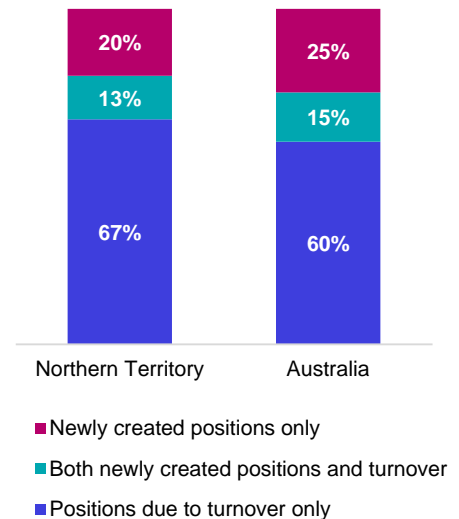
Employers in Northern Territory were most likely to report the following reasons for recruitment difficulty:

- Location, eg remote or regional
- Lack of applicants
- Lack of suitable applicants
- Applicants lack technical skills.

A chart showing reasons for recruitment for Northern Territory and Australia is included to the right.

Note: employers can select multiple reasons for recruitment difficulty.

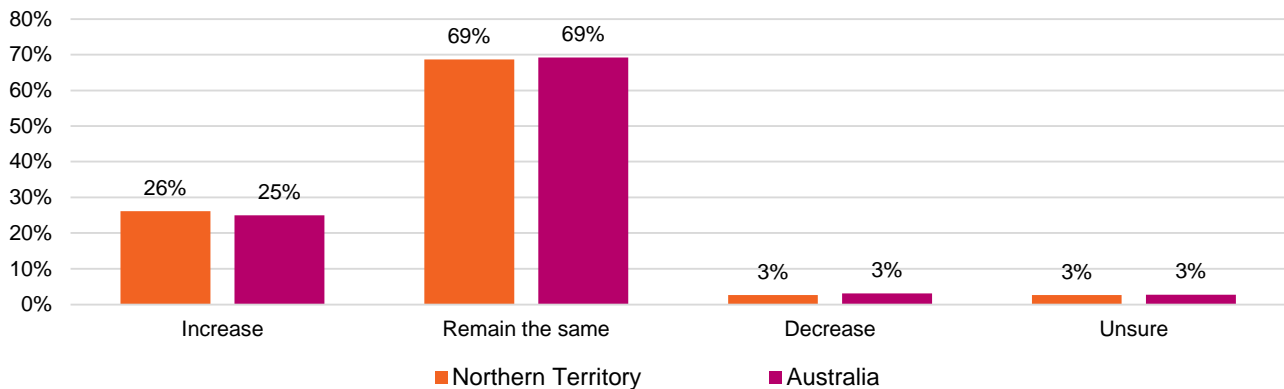
Reasons for recruitment



Staffing outlook for coming months

proportion of employers

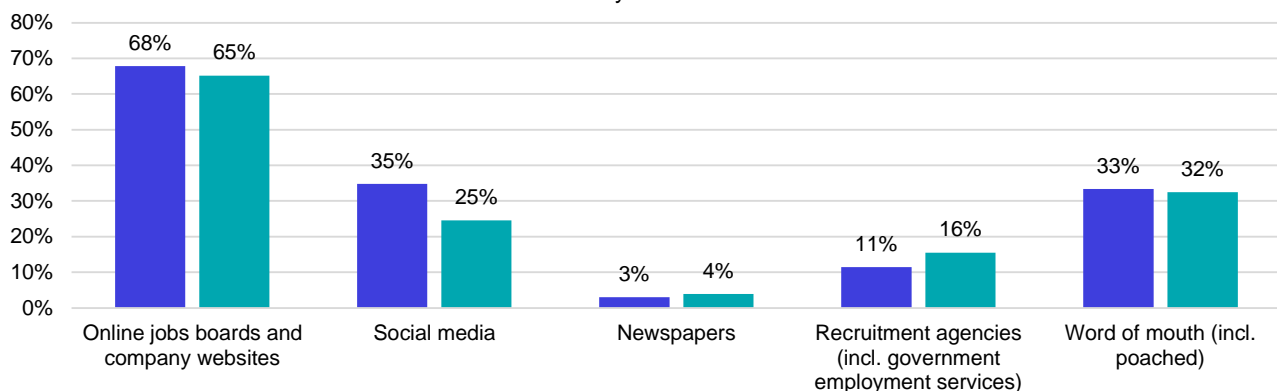
Employers' staffing expectations



Recruitment methods

proportion of employers who were recruiting

■ Northern Territory ■ Australia



Note: employers can select multiple methods of recruitment.

Due to small sample sizes for data for the territories, caution should be exercised interpreting these results. Weighted data are used for Northern Territory and Australia. Number of responses for each item varies depending on whether employers recruited or not. Reasons for recruitment difficulty data are only available for employers who have completed recruitment.