

Kalgoorlie, September 2023

Release date: 27 October 2023

This snapshot provides information about trends in employers' recruitment experiences and future staffing outlook. Information on this page is sourced from the online job advertisements measured by the Internet Vacancy Index (IVI).

Internet vacancies, headline figures, Kalgoorlie ER, September 2023

Job advertisement count

516

seasonally adjusted count

Change over the month

↓ -7.9%

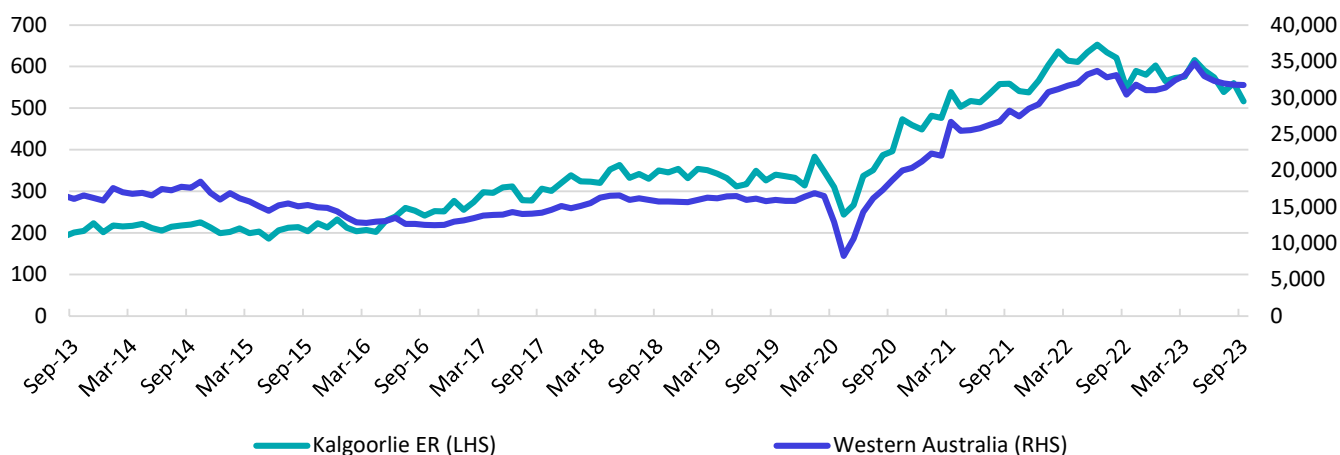
(or -44 job advertisements)

Change since Sep-22

↓ -5.8%

(or -32 job advertisements)

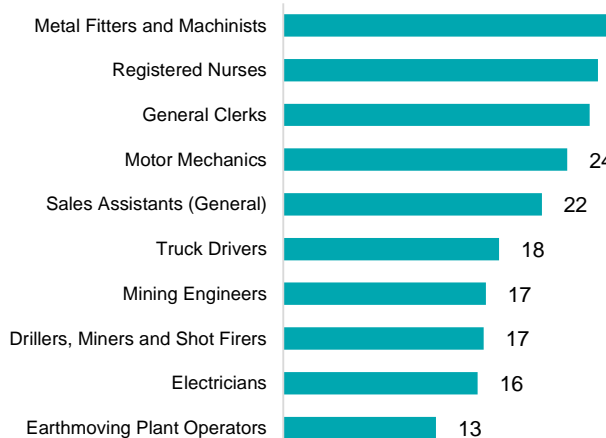
Number of online job advertisements over the ten years to September 2023



Source: Jobs and Skills Australia (JSA), Internet Vacancy Index, seasonally adjusted data, Sep-2023

Top 10 occupations recruited for

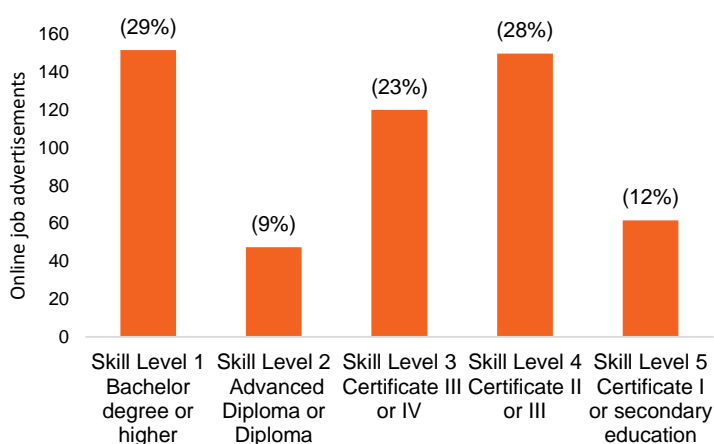
Number of job ads online



Source: JSA, Internet Vacancy Index, three month averages, Sep-2023

Job ads by skill level

Proportion of job ads



Source: JSA, Internet Vacancy Index, seasonally adjusted data, Sep-2023

Insights from the Recruitment Experiences and Outlook Survey

Kalgoorlie

Information on this page is based on the Recruitment Experiences and Outlook Survey, which is an ongoing survey of employers across Australia run by JSA. The survey collects insights on a range of topics, including recruitment activity, recruitment difficulty and employers' future staffing expectations. ***Note: data for Kalgoorlie are for April 2022 to September 2023.**

Recruitment activity and experiences*

In Kalgoorlie, there were 63 responding employers in the 18 months to September 2023, of whom 60% were recruiting or had recruited in the past month. Of these recruiting businesses, 76% had difficulty recruiting. By comparison, 64% of employers were recruiting in Rest of WA over the same period, of whom 76% had difficulty recruiting.

Employers in Kalgoorlie were most likely to report the following reasons for recruitment difficulty:

- Undesirable working conditions/hours
- Lack of suitable applicants
- Location, eg remote or regional
- Applicants lack technical skills.

A chart showing reasons for recruitment for Kalgoorlie and Rest of WA is included to the right.

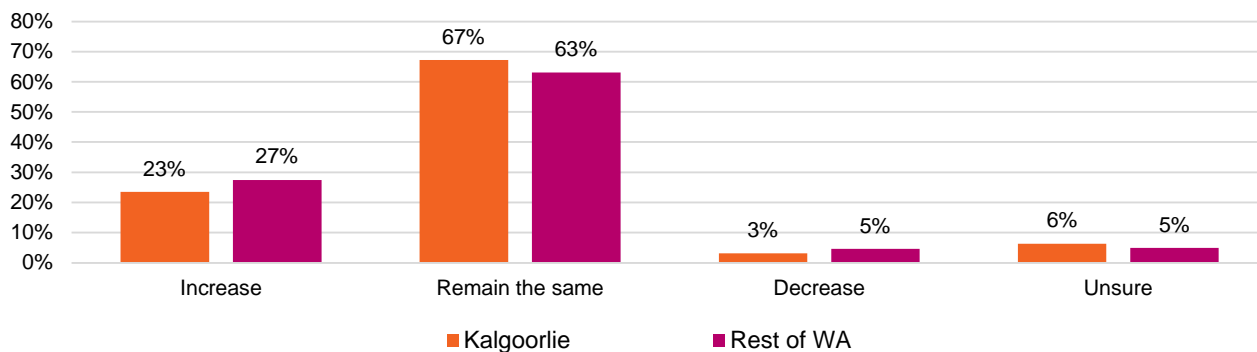
Reasons for recruitment



Staffing outlook for coming months*

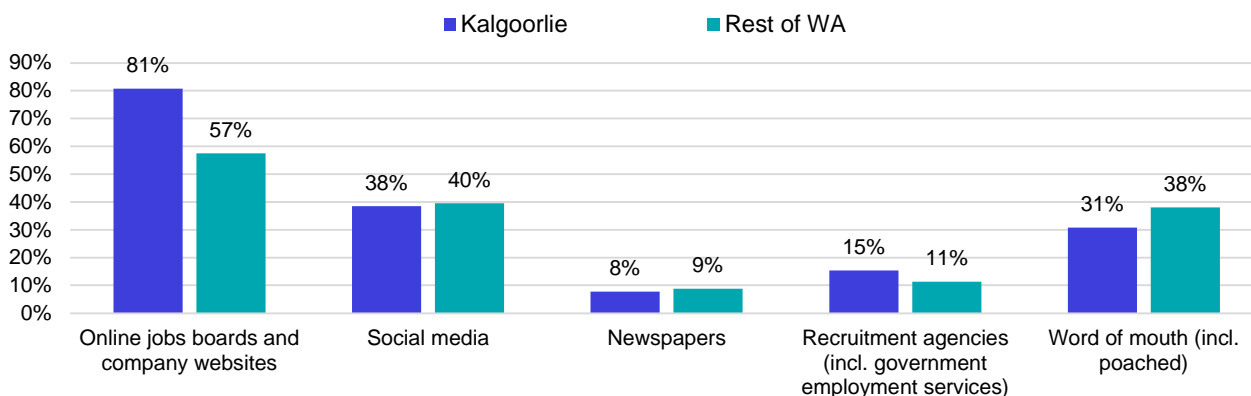
proportion of employers

Employers' staffing expectations



Recruitment methods*

proportion of employers who were recruiting



Note: employers can select multiple methods of recruitment.

Due to small sample sizes for regional data, caution should be exercised interpreting these results. Unweighted data are used for Kalgoorlie, while weighted data are used for Rest of WA. Number of responses for each item varies depending on whether employers recruited or not. Reasons for recruitment difficulty data are only available for employers who have completed recruitment.