



Labour Market Data Dashboard Northern Territory

Data current as at 20 April 2023

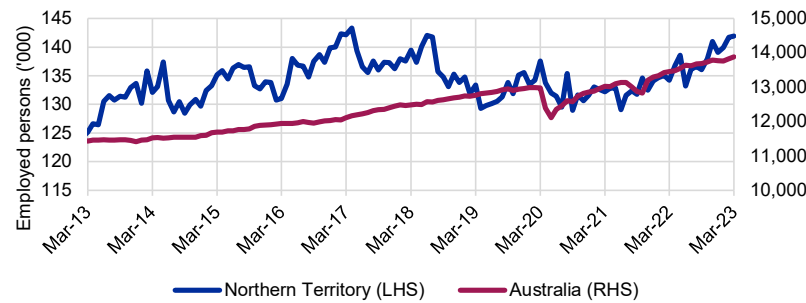
Refer to source notes for data reference periods

This Labour Market Data Dashboard provides a summary of the key indicators for the Northern Territory labour market. Dashboards for Australia and Employment Regions are also available.

Labour market summary table												
	Employed persons			Unemployed persons			Unemployment rate		Participation rate		Youth unemployment rate	
	Mar-23 (’000)	Mar-22 (’000)	Change (%)	Mar-23 (’000)	Mar-22 (’000)	Change (%)	Mar-23 (%)	Mar-22 (%)	Mar-23 (%)	Mar-22 (%)	Mar-23 (%)	Mar-22 (%)
Northern Territory	141.9	134.2	5.7	5.1	5.7	-11.4	3.5	4.1	75.2	72.3	8.7	8.9
Australia	13,884.4	13,446.7	3.3	507.0	548.4	-7.5	3.5	3.9	66.7	66.4	7.8	8.3

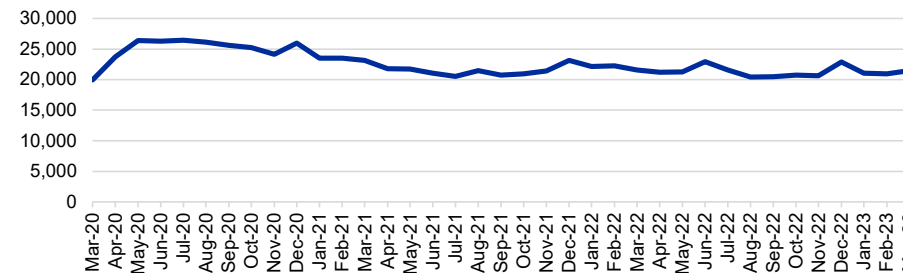
Source: ABS, Labour Force Survey, Mar-23

Employed persons

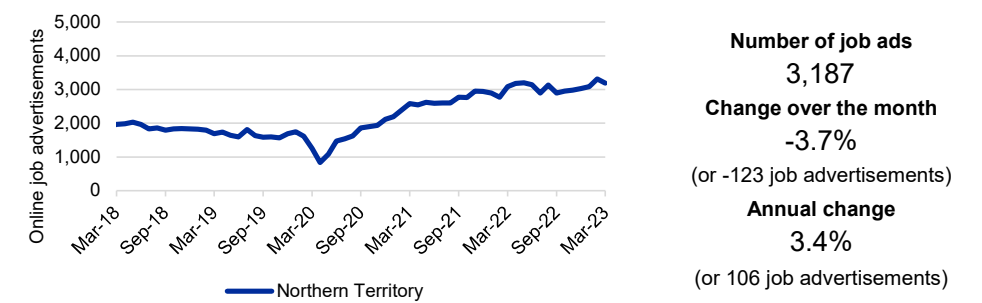


Source: ABS, Labour Force Survey, seasonally adjusted data, Mar-23

Job seeker income support payments*

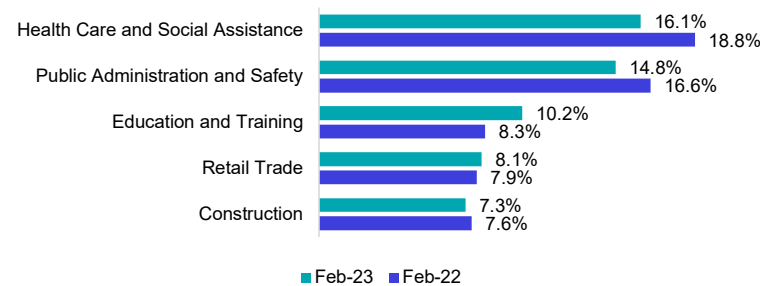


Online job advertisements



Source: Jobs and Skills Australia, Internet Vacancy Index, seasonally adjusted data, Mar-23

Largest employing industries

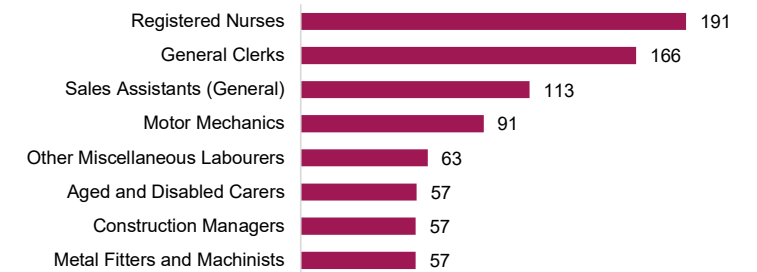


Source: ABS, Labour Force Survey, Detailed, four quarter average data, Feb-23 quarter

Change in job seeker income support payments

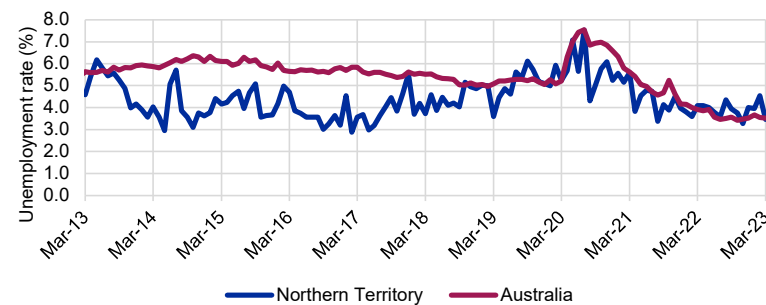
	Northern Territory	Australia
Payments - March 2022	21,593	935,283
Payments - March 2023	21,430	809,740
Change (Mar 2022 to Mar 2023)	↓ -163	↓ -125,543
Change % (Mar 2022 to Mar 2023)	↓ -0.8%	↓ -13.4%

Online job advertisements by occupation



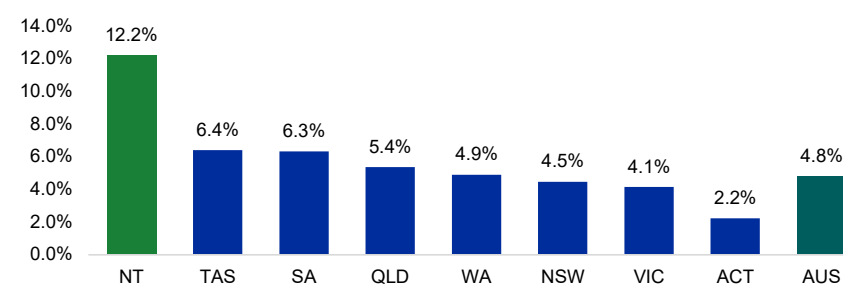
Source: Jobs and Skills Australia, Internet Vacancy Index, seasonally adjusted data, Mar-23

Unemployment rate




Source: ABS, Labour Force Survey, seasonally adjusted data, Mar-23

% of 15-64 year olds** on job seeker income support payments



Source: Department of Social Services, JobSeeker and Youth Allowance (other) payment recipients, data.gov.au, Mar-23; ABS, Estimated Resident Population (ERP), Jun-22

Online job advertisements by skill level



Source: Jobs and Skills Australia, Internet Vacancy Index, seasonally adjusted data, Mar-23

Notes: Data in the labour market summary table are seasonally adjusted estimates, except for the youth unemployment rate which is a 12-month average of original estimates. * With the cessation of jobactive and the commencement of Workforce Australia, caseload data is temporarily unavailable. Department of Social Services (DSS) data on job seeker income support payments has been included instead. Note that not everyone in receipt of income support is on the caseload. **DSS job seeker payments include those who are in receipt of either JobSeeker (aged 22 and over but under the Age Pension qualifying age) or Youth Allowance (other) payments (those aged 16 to 21). Data are published on data.gov.au. ** ERP estimates are only available by standard 5 year age groups. For further information about the data, refer to the Employment Region Labour Market Dashboards data sources and quality document on labourmarketinsights.gov.au or jobsandskills.gov.au. For enquiries related to this dashboard, contact RegionalWorkforceAssessment@jobsandskills.gov.au.