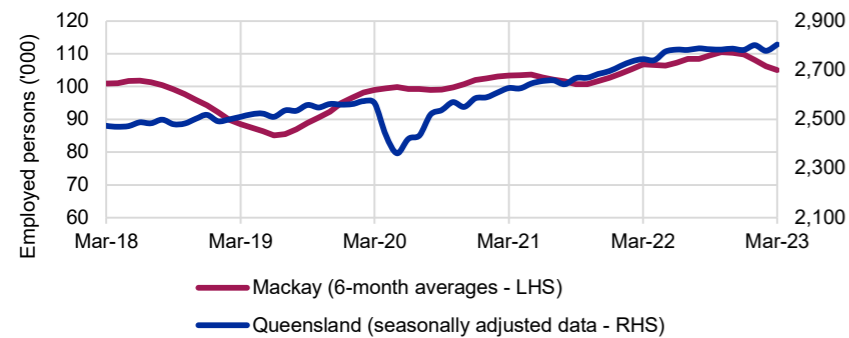


This **Labour Market Data Dashboard** provides key indicators for the labour market by Employment Region and is updated monthly.

Labour market summary table												
	Employment			Unemployment			Unemployment rate		Participation rate		Youth unemployment rate	
	Mar-23 ('000)	Mar-22 ('000)	Change (%)	Mar-23 ('000)	Mar-22 ('000)	Change (%)	Mar-23 (%)	Mar-22 (%)	Mar-23 (%)	Mar-22 (%)	Mar-23 (%)	Mar-22 (%)
Mackay	105.0	106.8	-1.7	2.6	2.5	6.0	2.4	2.3	70.0	73.3	5.7	3.4
Queensland	2,804.2	2,745.2	2.1	113.1	112.4	0.6	3.9	3.9	66.4	66.7	8.2	10.2
Australia	13,884.4	13,446.7	3.3	507.0	548.4	-7.5	3.5	3.9	66.7	66.4	7.8	8.3

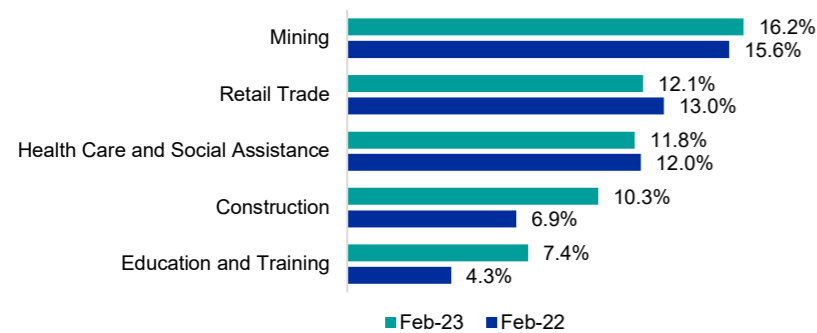
Source: ABS, Labour Force Survey, Mar-23. Employment Region data are 6-month averages of original estimates, except for the youth unemployment rate, which is a 12-month average of original estimates. State youth unemployment rates are 12-month averages of original estimates. Remaining data are seasonally adjusted.

Employed persons



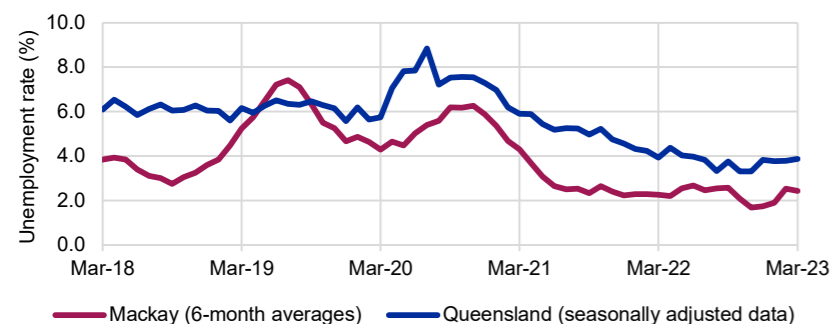
Source: ABS, Labour Force Survey, Mar-23

Largest employing industries



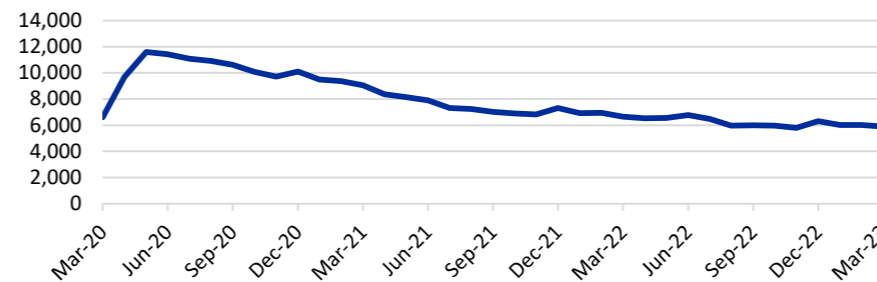
Source: ABS, Labour Force Survey, Detailed, four quarter averages, Feb-23 quarter

Unemployment rate



Source: ABS, Labour Force Survey, Mar-23

Job seeker income support payments*



Change in job seeker income support payments

	Mackay	Queensland
Payments - Mar 2022	6,657	218,432
Payments - Mar 2023	5,895	184,120
Change from March 2022 to March 2023	-762	-34,312
	-11.4%	-15.7%

% of 15-64 year olds** on job seeker income support payments

	total persons on job seeker income support	% of 15-64 year olds on job seeker income support
Mackay	5,895	4.8%
Queensland	184,120	5.4%
Australia	809,740	4.8%

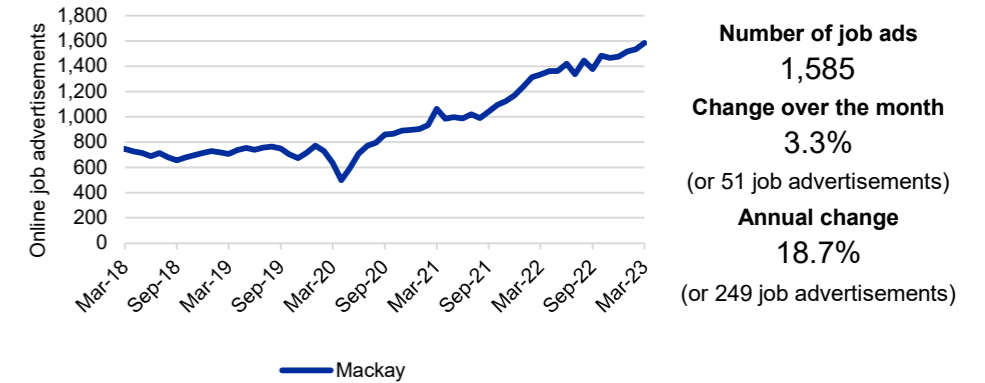
Source: Department of Social Services, JobSeeker and Youth Allowance (other) payment recipients, Mar-23; ABS, Estimated Resident Population, Jun-22 (Jun-21 for ERs)

LGAs with highest unemployment rates (%)

Local Government Area (LGA)	Dec-22	Dec-21
Whitsunday	2.5	3.0
Mackay	2.4	2.6
Isaac	0.9	0.9

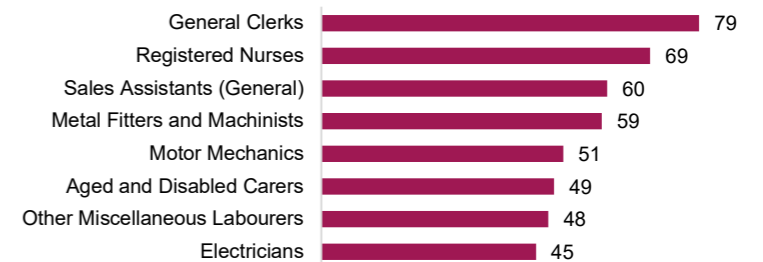
For more insights, access SALM data via jobsandskills.gov.au. Source: Jobs and Skills Australia, Small Area Labour Markets, smoothed data, Dec-22 quarter

Online job advertisements



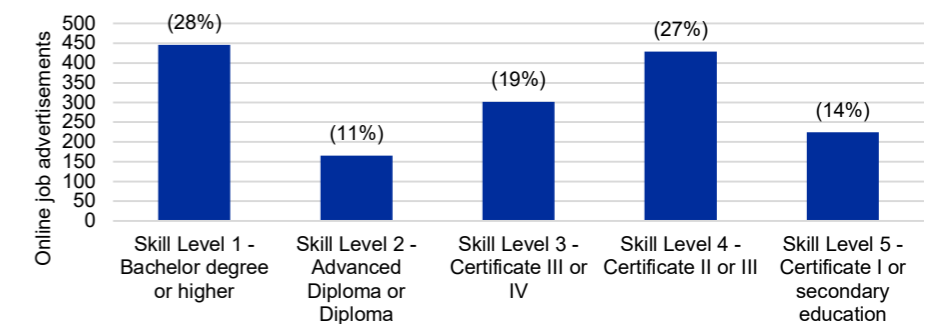
Source: Jobs and Skills Australia, Internet Vacancy Index, seasonally adjusted data, Mar-23

Online job advertisements by occupation



Source: Jobs and Skills Australia, Internet Vacancy Index, 3 month average of original data, Mar-23

Online job advertisements by skill level



Source: Jobs and Skills Australia, Internet Vacancy Index, seasonally adjusted data, Mar-23

Note: Data are not readily available by Employment Region. ABS Labour Force Survey data are based on the Mackay - Isaac - Whitsunday SA4. The Internet Vacancy Index (IVI) and income support data are apportioned to Employment Regions using an SA2 based concordance. *With the cessation of jobactive and the commencement of Workforce Australia, caseload data is temporarily unavailable. Department of Social Services (DSS) data on job seeker income support payments has been included instead. Note that not everyone in receipt of income support is on the caseload. **DSS job seeker payments include those who are in receipt of either JobSeeker (aged 22 and over but under the Age Pension qualifying age) or Youth Allowance (other) payments (those aged 16 to 21). Data are published on data.gov.au. **Estimated Resident Population estimates are only available by standard 5 year age groups. For more information about the data in this dashboard, refer to the Employment Region Labour Market Dashboard data sources and quality document on jobsandskills.gov.au. For enquiries related to this dashboard, contact RegionalWorkforceAssessment@jobsandskills.gov.au.