



Australian Government
Jobs and Skills Australia

Note regarding labour force data for the Broome, Esperance, Geraldton and Kalgoorlie Employment Regions

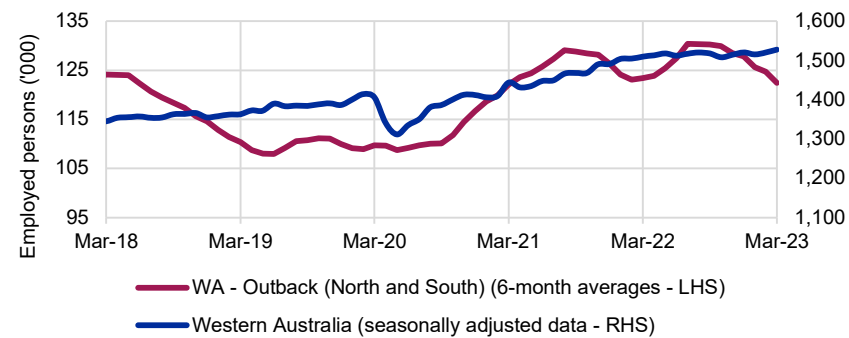
These Employment Regions fall within the Western Australia – Outback (North and South) SA4. This SA4 is very large and covers much of regional and remote WA, including Broome, Esperance, Geraldton and Kalgoorlie. The WA Outback SA4 is a poor fit for these Employment Regions but is the only data readily available for the labour force. As a result, the labour force data for the Western Australia – Outback (North and South) SA4 is presented for each of these Employment Regions. Other data sources are being investigated for appropriateness. **For more information about the data included in the dashboards, refer to the Labour Market Dashboard – sources and quality document on jobsandskills.gov.au.**

This **Labour Market Data Dashboard** provides key indicators for the labour market by Employment Region and is updated monthly.

Labour market summary table												
	Employment			Unemployment			Unemployment rate		Participation rate		Youth unemployment rate	
	Mar-23 (‘000)	Mar-22 (‘000)	Change (%)	Mar-23 (‘000)	Mar-22 (‘000)	Change (%)	Mar-23 (%)	Mar-22 (%)	Mar-23 (%)	Mar-22 (%)	Mar-23 (%)	Mar-22 (%)
WA - Outback (North and South)	122.4	123.3	-0.7	4.2	3.9	7.4	3.3	3.1	71.8	73.2	6.2	7.3
Western Australia	1,527.6	1,509.5	1.2	54.5	53.1	2.8	3.4	3.4	69.1	69.7	7.9	10.0
Australia	13,884.4	13,446.7	3.3	507.0	548.4	-7.5	3.5	3.9	66.7	66.4	7.8	8.3

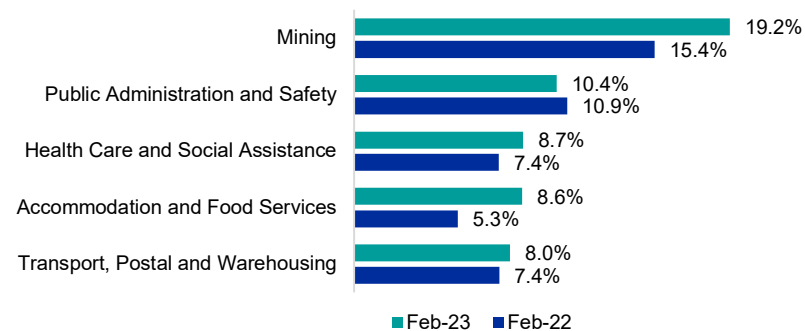
Source: ABS, Labour Force Survey, Mar-23. Employment Region data are 6-month averages of original estimates, except for the youth unemployment rate, which is a 12-month average of original estimates. State youth unemployment rates are 12-month averages of original estimates. Remaining data are seasonally adjusted.

Employed persons



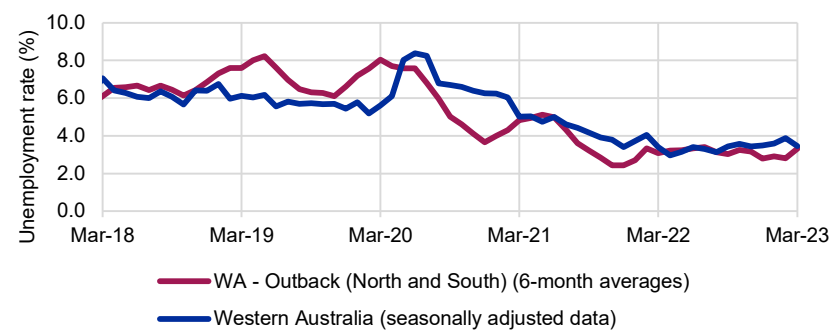
Source: ABS, Labour Force Survey, Mar-23

Largest employing industries



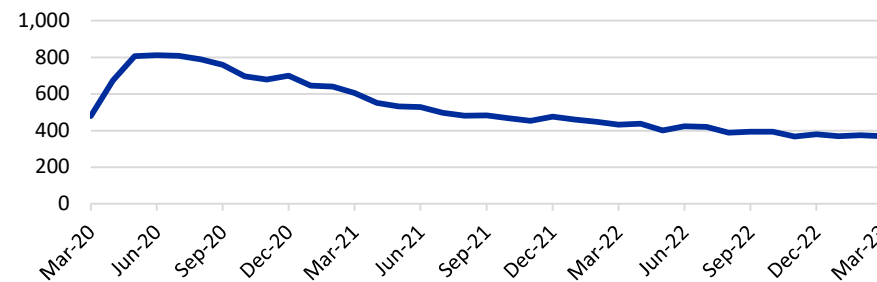
Source: ABS, Labour Force Survey, Detailed, four quarter averages, Feb-23 quarter

Unemployment rate



Source: ABS, Labour Force Survey, Mar-23

Job seeker income support payments*



Change in job seeker income support payments

	Esperance	Western Australia
Payments - Mar 2022	433	96,708
Payments - Mar 2023	370	88,580
Change from March 2022 to March 2023	-63	-8,128
	-14.5%	-8.4%

% of 15-64 year olds** on job seeker income support payments

	total persons on job seeker income support	% of 15-64 year olds on job seeker income support
Esperance	370	4.9%
Western Australia	88,580	4.9%
Australia	809,740	4.8%

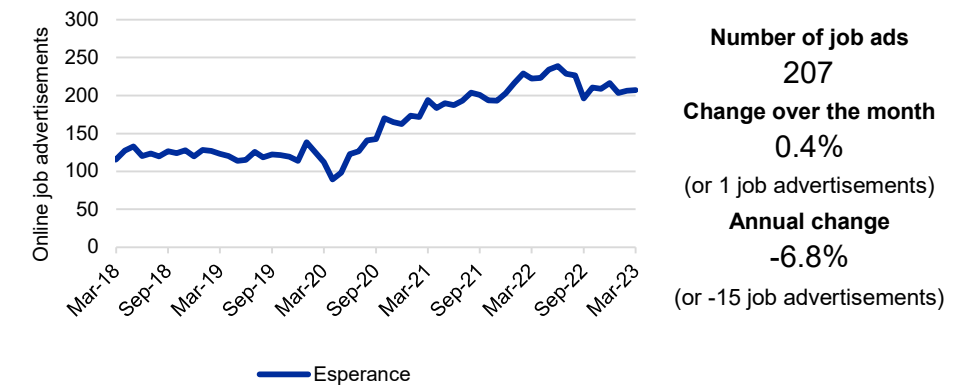
Source: Department of Social Services, JobSeeker and Youth Allowance (other) payment recipients, Mar-23; ABS, Estimated Resident Population, Jun-22 (Jun-21 for ERs)

Unemployment rates (%) in surrounding LGAs

Local Government Area (LGA)	Dec-22	Dec-21
Dundas*	2.7	3.2
Lake Grace*	1.6	1.8
Esperance	1.4	2.3
Ravensthorpe	1.2	1.5

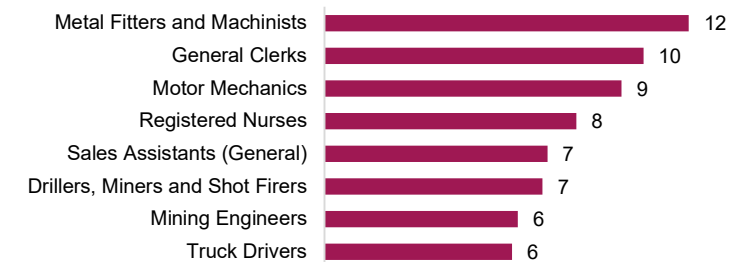
Note: * data should be used with caution due to the small size of the labour force. For more insights, access SALM data via jobsandskills.gov.au. Source: Jobs and Skills Australia, Small Area Labour Markets, smoothed data, Dec-22 quarter

Online job advertisements



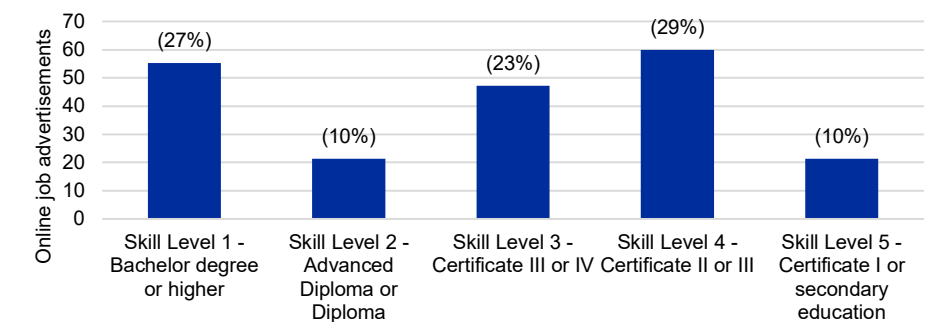
Source: Jobs and Skills Australia, Internet Vacancy Index, seasonally adjusted data, Mar-23

Online job advertisements by occupation



Source: Jobs and Skills Australia, Internet Vacancy Index, 3 month average of original data, Mar-23

Online job advertisements by skill level



Source: Jobs and Skills Australia, Internet Vacancy Index, seasonally adjusted data, Mar-23

Note: This Employment Region falls within the SA4 Western Australia – Outback (North and South). This SA4 is very large and covers much of regional and remote WA, including Kalgoorlie, Esperance, Geraldton and Broome. The WA Outback SA4 is a poor fit for this Employment Region but is the only data readily available for the labour force. Other data sources are being investigated for appropriateness. The Internet Vacancy Index (IVI) and income support data are apportioned to Employment Regions using an SA2 based concordance. *With the cessation of jobactive and the commencement of Workforce Australia, caseload data is temporarily unavailable. Department of Social Services (DSS) data on job seeker income support payments has been included instead. Note that not everyone in receipt of income support is on the caseload. **DSS job seeker payments include those who are in receipt of either JobSeeker (aged 22 and over but under the Age Pension qualifying age) or Youth Allowance (other) payments (those aged 16 to 21). Data are published on data.gov.au. **Estimated Resident Population estimates are only available by standard 5 year age groups. For more information about the data in this dashboard, refer to the Employment Region Labour Market Dashboard data sources and quality document on jobsandskills.gov.au. For enquiries related to this dashboard, contact RegionalWorkforceAssessment@jobsandskills.gov.au.