



## Western Australia, February 2023

Release date: 6 April 2023

This snapshot provides information about trends in employers' recruitment experiences and future staffing outlook. Information on this page is sourced from the online job advertisements measured by the Internet Vacancy Index (IVI) and the percentage of job ads that mention key skills as measured by Lightcast (formerly Burning Glass technologies).

### Internet vacancies, headline figures, Western Australia, February 2023

#### Job advertisement count

32,256

seasonally adjusted count

#### Change over the month

↑ 3.3%

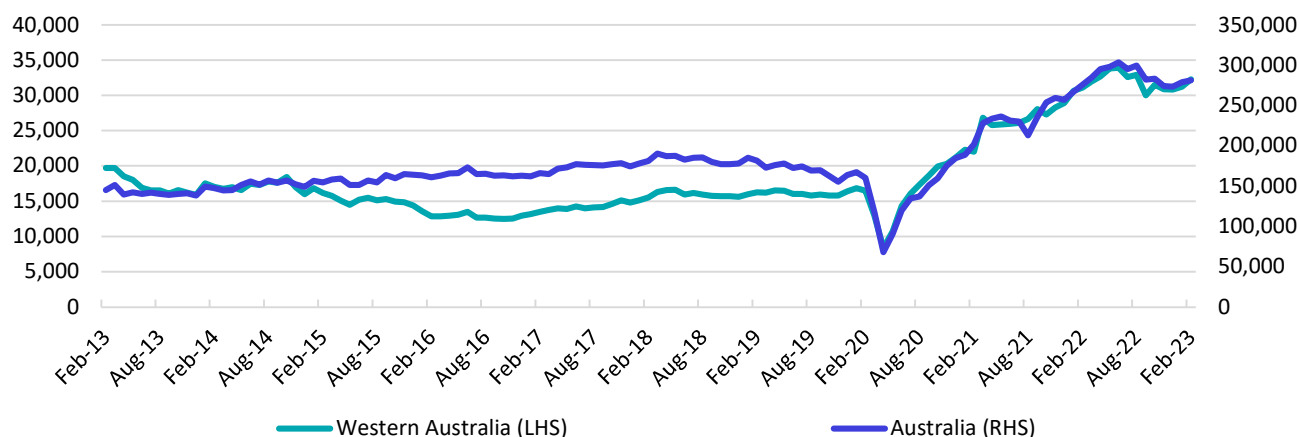
(or 1,038 job advertisements)

#### Change since Feb-22

↑ 3.8%

(or 1,177 job advertisements)

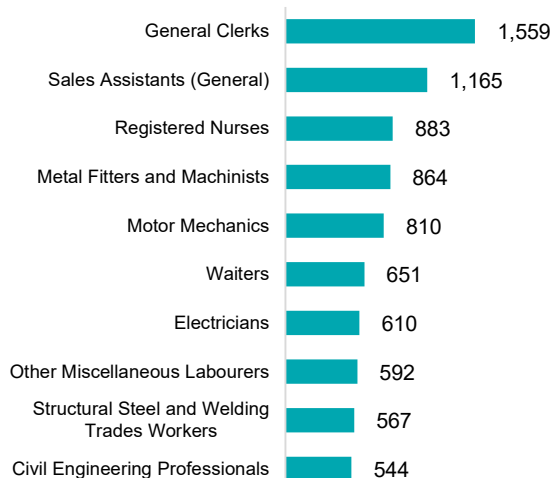
### Number of online job advertisements over the ten years to February 2023



Source: Jobs and Skills Australia (JSA), Internet Vacancy Index (IVI), seasonally adjusted data, Feb-2023

### Top 10 occupations recruited for

Number of job ads online



Source: JSA, IVI, seasonally adjusted data, Feb-2023

### Top 10 skills in demand\*

Proportion of job ads



Source: Lightcast, Nov-2022 to Jan-2023

\*Lightcast (formerly Burning Glass technologies) is the source for skills in demand as it provides detailed text descriptions used in job vacancies. The JSA Internet Vacancy Index and Lightcast data are not directly comparable. The top 10 skills are baseline skills and exclude specialised skills. Proportions are calculated as a share of job ads which mention baseline skills. Some skills may have similar names but have different definitions in the Lightcast skills taxonomy.

# Insights from the Recruitment Experiences and Outlook Survey

## Western Australia

Information on this page is based on the Recruitment Experiences and Outlook Survey, which is an ongoing survey of employers across Australia run by JSA. The survey collects insights on a range of topics, including recruitment activity, recruitment difficulty and employers' future staffing expectations. Data are for the year to February 2023, unless otherwise indicated.

### Recruitment activity and experiences

In Western Australia, there were 1,287 responding employers in the 12 months to February 2023, of whom 56% were recruiting or had recruited over the past month. Of these recruiting businesses, 71% had difficulty recruiting. By comparison, 57% of employers were recruiting in Australia over the same period, of whom 67% had difficulty recruiting.

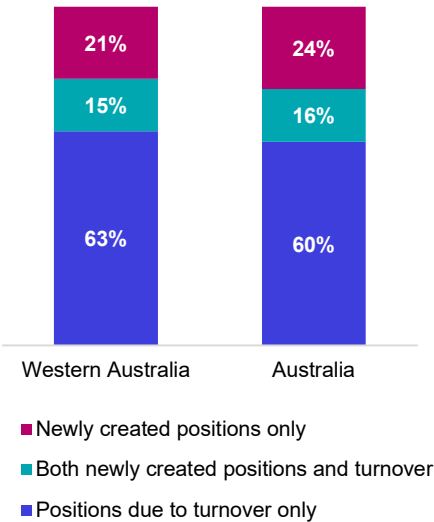
Employers in Western Australia were most likely to report the following reasons for recruitment difficulty:

- Lack of applicants
- Lack of suitable applicants
- Undesirable working conditions/hours
- Location, eg remote or regional.

A chart showing reasons for recruitment for Western Australia and Australia is included to the right.

Note: employers can select multiple reasons for recruitment difficulty.

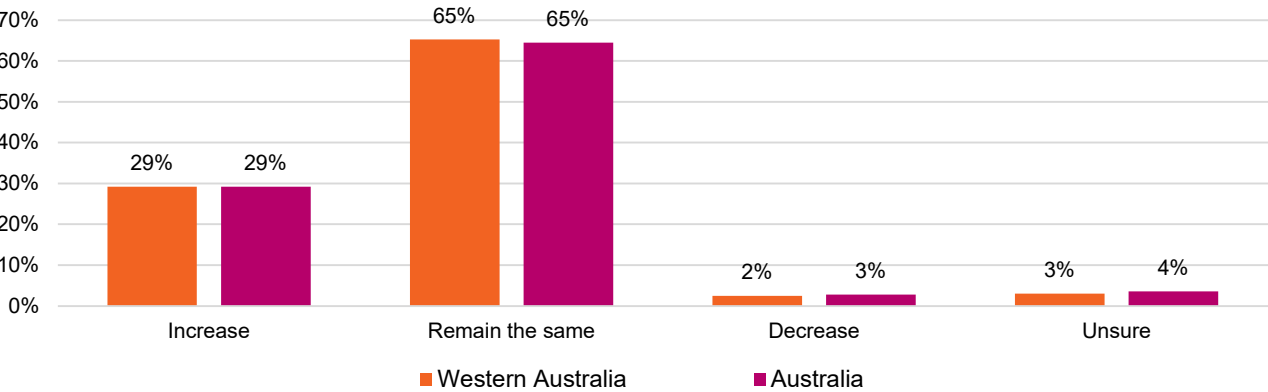
Reasons for recruitment



### Staffing outlook for coming months

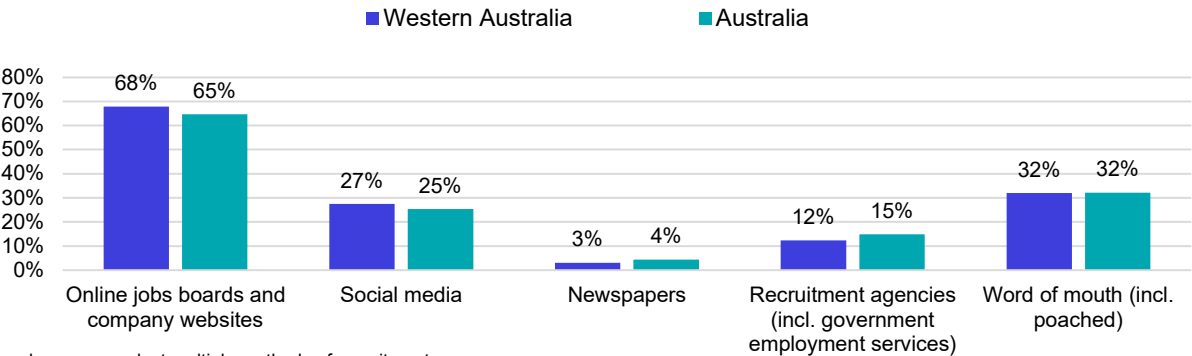
proportion of employers

Employers' staffing expectations



### Recruitment methods

proportion of employers who were recruiting



Note: employers can select multiple methods of recruitment.

Due to small sample sizes for data for the territories, caution should be exercised interpreting these results. Weighted data are used for Western Australia and Australia. Number of responses for each item varies depending on whether employers recruited or not. Reasons for recruitment difficulty data are only available for employers who have completed recruitment.