



## Sydney Greater West, February 2023

Release date: 6 April 2023

This snapshot provides information about trends in employers' recruitment experiences and future staffing outlook. Information on this page is sourced from the online job advertisements measured by the Internet Vacancy Index (IVI). Lightcast (formerly Burning Glass Technologies) data are based on the Greater Sydney capital city area.

### Internet vacancies, headline figures, Sydney Greater West ER, February 2023

#### Job advertisement count

11,145

seasonally adjusted count

#### Change over the month

↓ -1.1%

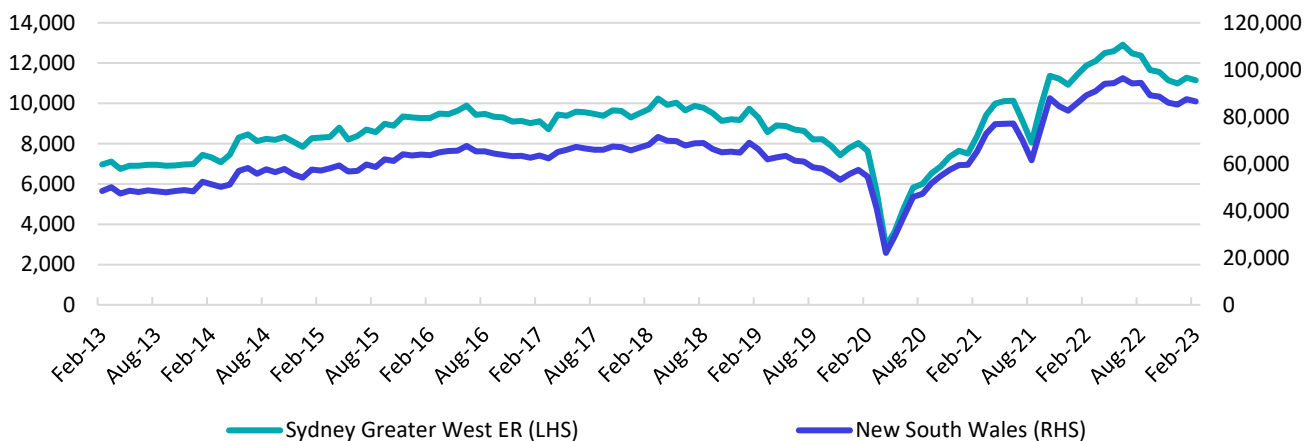
(or -125 job advertisements)

#### Change since Feb-22

↓ -6.2%

(or -740 job advertisements)

### Number of online job advertisements over the ten years to February 2023



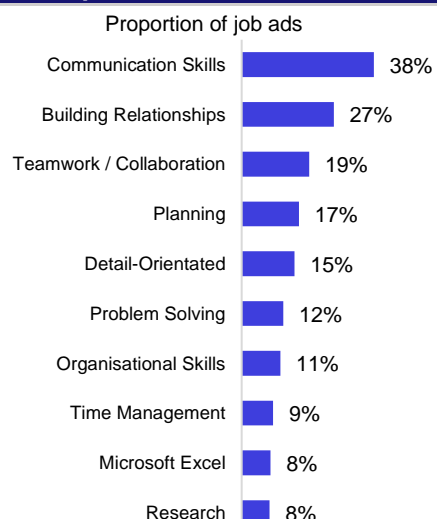
Source: Jobs and Skills Australia (JSA), Internet Vacancy Index, seasonally adjusted data, Feb-2023

### Top 10 occupations recruited for



Source: JSA, Internet Vacancy Index, three month averages, Feb-2023

### Top 10 skills in demand\*



Source: Lightcast, Nov-2022 to Jan-2023

\*Lightcast (formerly Burning Glass technologies) is the source for skills in demand as it provides detailed text descriptions used in job vacancies. The JSA Internet Vacancy Index and Lightcast data are not directly comparable. The top 10 skills are baseline skills and exclude specialised skills. Proportions are calculated as a share of job ads which mention baseline skills. Some skills may have similar names but have different definitions in the Lightcast skills taxonomy.

# Insights from the Recruitment Experiences and Outlook Survey

## Sydney Greater West

Information on this page is based on the Recruitment Experiences and Outlook Survey, which is an ongoing survey of employers across Australia run by JSA. The survey collects insights on a range of topics, including recruitment activity, recruitment difficulty and employers' future staffing expectations. Data are for the year to February 2023, unless otherwise indicated.

### Recruitment activity and experiences

In Sydney Greater West, there were 242 responding employers in the 12 months to February 2023, of whom 52% were recruiting or had recruited in the past month. Of these recruiting businesses, 63% had difficulty recruiting. By comparison, 55% of employers were recruiting in Greater Sydney over the same period, of whom 67% had difficulty recruiting.

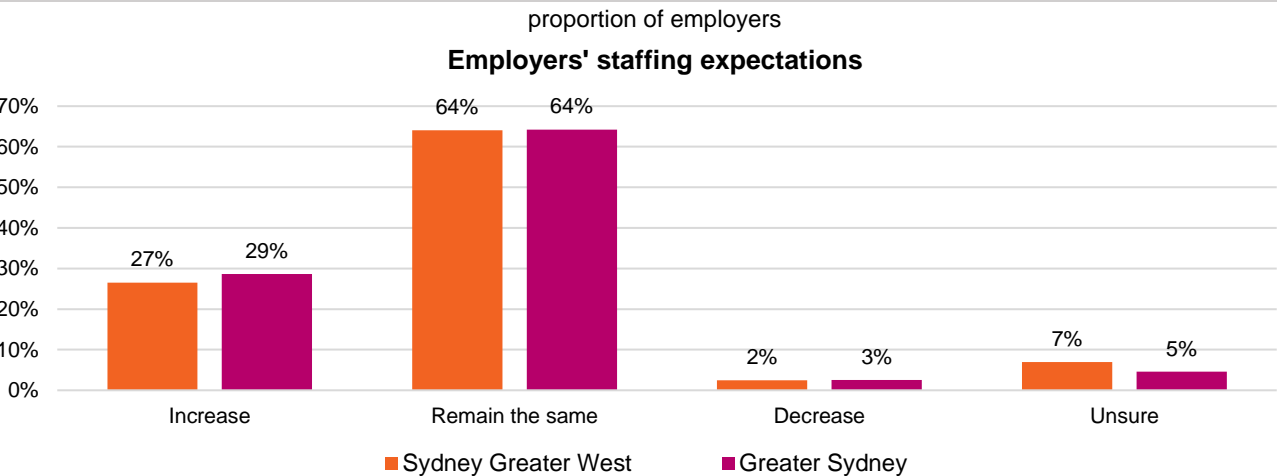
Employers in Sydney Greater West were most likely to report the following reasons for recruitment difficulty:

- Lack of applicants
- Undesirable working conditions/hours
- Lack of suitable applicants
- Applicants lack technical skills.

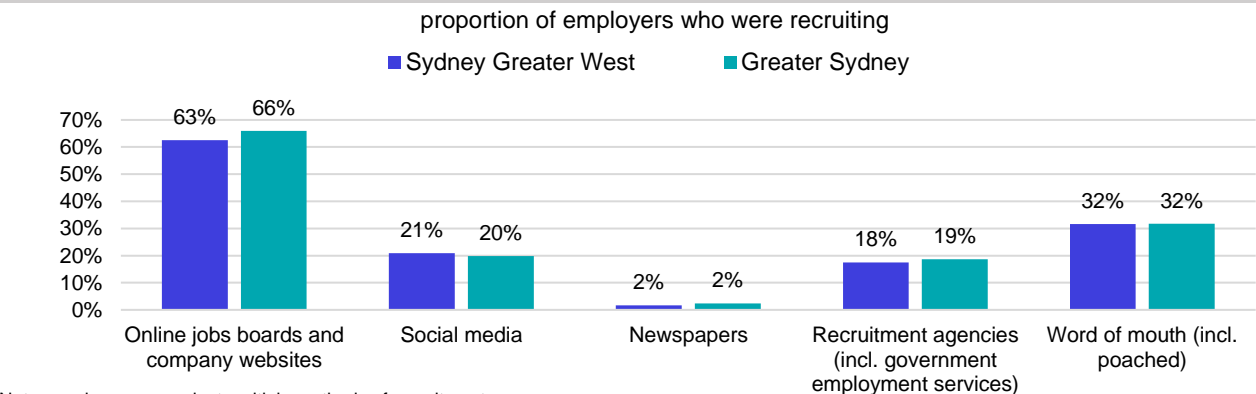
A chart showing reasons for recruitment for Sydney Greater West and Greater Sydney is included to the right.



### Staffing outlook for coming months



### Recruitment methods



Note: employers can select multiple methods of recruitment.

Due to small sample sizes for regional data, caution should be exercised interpreting these results. Unweighted data are used for Sydney Greater West, while weighted data are used for Greater Sydney. Number of responses for each item varies depending on whether employers recruited or not. Reasons for recruitment difficulty data are only available for employers who have completed recruitment.