



## Job advertisements

**272,500**

(Seasonally adjusted)

## Change over month:

**▼ 0.3%**

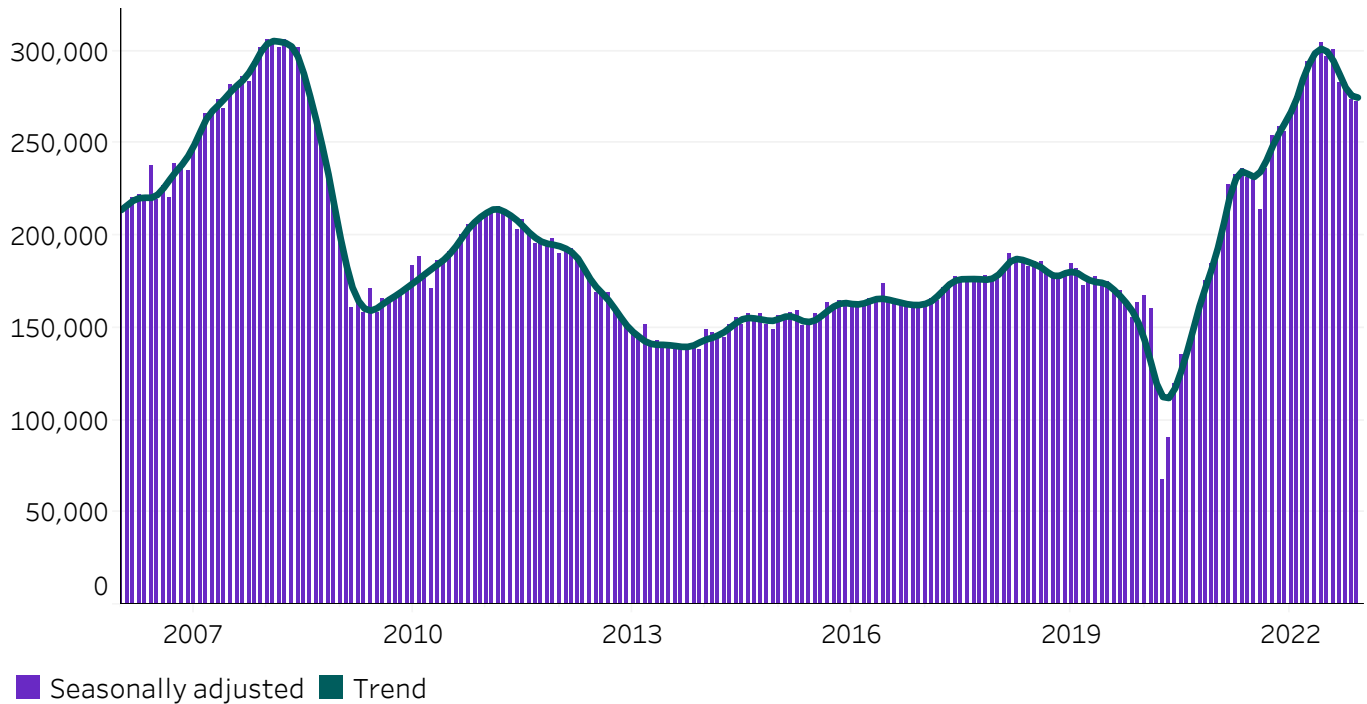
(down by 820 job ads).

## Change over year:

**▲ 6.3%**

(up by 16,200 job ads).

## IVI job advertisements – Time series



## Key points

In seasonally adjusted terms, online job advertisements were fairly stable for December 2022, with only a small decrease of 0.3% (or 820 job advertisements) in the month to stand at 272,500.

Recruitment activity decreased across five states, the largest fall was recorded in Victoria (down by 3.1% or 2,200 job advertisements), followed by Tasmania (down 1.9% or 70 job advertisements) and New South Wales (down by 1.0% or 870 job advertisements).

Recruitment activity increased marginally in the Northern Territory (up by 1.1% or 30 job advertisements) and the Australian Capital Territory (up by 0.1% or 10 job advertisements) while Western Australia remained unchanged.

Despite small decreases over the past two consecutive months, job advertisements over the last twelve months have increased by 6.3% (or 16,200 job advertisements), with all states and territories recording an increase. The strongest increase over the year was recorded in Queensland (up by 13.7% or 6,900 job advertisements) and the Australian Capital Territory (up by 11.9% or 830 job advertisements).









JSA publishes seasonally adjusted IVI data to better show monthly fluctuations in job advertisements, which can be affected by seasonal factors and economic shocks such as the COVID-19 pandemic. There is some volatility in the IVI series month-on-month, particularly for results post-COVID-19, and as such results should be interpreted accordingly.

Furthermore, state and territory results may not sum to the national figure as they are individually seasonally adjusted.

The detailed Vacancy Report for December 2022 will be released on Wednesday 25 January 2023.

Preliminary December 2022 IVI data have been published on Jobs and Skills Australia website <<https://www.jobsandskills.gov.au/work/internet-vacancy-index>>.

## Recruitment activity by state/territory – December 2022

		Job advertisements (Seasonally adjusted)	MM change	YY change
New South Wales		84,900	▼ 1.0% (down by 870 job ads)	▲ 3.1% (up by 2,500 job ads)
Victoria		70,000	▼ 3.1% (down by 2,200 job ads)	▲ 4.9% (up by 3,300 job ads)
Queensland		57,200	▼ 0.3% (down by 170 job ads)	▲ 13.7% (up by 6,900 job ads)
South Australia		14,300	▼ 0.6% (down by 80 job ads)	▲ 5.5% (up by 750 job ads)
Western Australia		30,700	— 0.0% (no change)	▲ 6.6% (up by 1,900 job ads)
Tasmania		3,500	▼ 1.9% (down by 70 job ads)	▲ 9.0% (up by 290 job ads)
Northern Territory		3,000	▲ 1.1% (up by 30 job ads)	▲ 3.0% (up by 90 job ads)
ACT		7,800	▲ 0.1% (up by 10 job ads)	▲ 11.9% (up by 830 job ads)

### Background

This release provides preliminary headline Internet Vacancy Index (IVI) data for December 2022. Please note that these results may be subject to change in the detailed release. The full suite of detailed occupational and regional IVI data will be published on Wednesday 25 January 2023.

The IVI is the only publicly available source of detailed data on online vacancies, including for around 350 occupations (at all skill levels), as well as for the states/territories and 37 regions. The IVI is based on a count of online job advertisements newly lodged on SEEK, CareerOne and Workforce Australia online during the month. As such, the IVI does not reflect the total number of job advertisements in the labour market as it does not include jobs advertised through other online job boards, employer websites, word of mouth, in newspapers, and advertisements in shop windows. The IVI also does not take account of multiple positions being advertised in a single job advertisement.

### Acknowledgements

Jobs and Skills Australia thanks the following job boards for their contribution to the Vacancy Report:

